



LAO PEOPLE'S DEMOCRATIC REPUBLIC

VOLUNTARY NATIONAL REVIEW

ON THE IMPLEMENTATION
OF THE 2030 AGENDA
FOR SUSTAINABLE DEVELOPMENT



**Lao People's Democratic Republic:
Voluntary National Review on
the Implementation of the 2030 Agenda for
Sustainable Development**

Prepared by the Government of the Lao People's Democratic Republic

in consultation with

National and International Partners in
Lao People's Democratic Republic

July 2018

CONTENTS

Opening Statement	vi
Highlights	vii
A. Introduction	1
1. Methodology, process and inputs for the review	3
2. Policy and enabling environment	6
2.1. Creating ownership of the Sustainable Development Goals	6
2.2. Incorporating the Sustainable Development Goals in national frameworks	6
2.3. Integrating the three dimensions of sustainable development	7
2.4. Leaving no one behind	7
2.5. Consolidating institutional mechanisms	8
2.6. Addressing structural issues	8
B. Progress on goals and targets	13
SDG 1: No poverty	16
1.1. Progress and challenges	16
1.2. Looking forward	17
SDG 2: Zero hunger	17
2.1. Progress and challenges	20
2.2. Looking forward	20
SDG 3: Good health and well-being	22
3.1. Progress and challenges	23
3.2. Looking forward	24
SDG 4: Quality education	25
4.1. Progress and challenges	26
4.2. Looking forward	26
SDG 5: Gender equality	28
5.1. Progress and challenges	29
5.2. Looking forward	30
SDG 6: Clean water and sanitation	32
6.1. Progress and challenges	33
6.2. Looking forward	33
SDG 7: Affordable and clean energy	34
7.1. Progress and challenges	35
7.2. Looking forward	35
SDG 8: Decent work and economic growth	36
8.1. Progress and challenges	37
8.2. Looking forward	38
SDG 9: Industry, innovation and infrastructure	39



CONTENTS

9.1. Progress and challenges	40
9.2. Looking forward	41
SDG 10. Reduced inequalities	42
10.1. Progress and challenges	43
10.2. Looking forward	43
SDG 11: Sustainable cities and communities	44
11.1. Progress and challenges	45
11.2. Looking forward	45
SDG 12: Responsible consumption and production	47
12.1. Progress and challenges	48
12.2. Looking forward	48
SDG 13: Climate action	49
13.1. Progress and challenges	50
13.2. Looking forward	50
SDG 14: Life below water	52
14.1. Progress and challenges	53
14.2. Looking forward	53
SDG 15: Life on land	54
15.1. Progress and challenges	55
15.2. Looking forward	55
SDG 16. Peace, justice and strong institutions	58
16.1. Progress and challenges	59
16.2. Looking forward	59
SDG 17: Partnerships for the Goals	60
17.1. Progress and challenges	61
17.2. Looking forward	62
SDG 18: Lives safe from UXO	63
18.1. Progress and challenges	64
18.2. Looking forward	64
C. Means of Implementation	65
D. Next Steps	67
E. Conclusions	69
Acronyms	71
References	73
Annex 1. Localized SDG indicators with available data	78
Annex 2. List of localized SDG indicators as of 1 November 2017	98
Notes	108



OPENING STATEMENT

The Government of the Lao People's Democratic Republic (Lao PDR) is strongly committed to the implementation of the 2030 Agenda for Sustainable Development and the achievement of the Sustainable Development Goals (SDGs).

On 20 September 2017, the President of the Lao PDR issued a Decree on appointing the Prime Minister to chair the National Steering Committee for SDG implementation, with members of the Committee drawn from all concerned ministries, ministry-equivalent agencies, and mass organizations. The Committee appointed the National SDG Secretariat, led by the Ministry of Foreign Affairs and the Ministry of Planning and Investment, as well as SDG focal points within each of the relevant line ministries to lead and take ownership of each SDG, ensuring smooth coordination and collaboration within the government.

The Lao PDR is working closely with the United Nations agencies and other development partners to ensure the support necessary for accelerating progress towards the 2030 Agenda. At the same time, the government has established mechanisms for working with civil society to ensure broad engagement of relevant stakeholders. The SDGs are providing opportunities for the whole country to coalesce around the goals and to build synergies as never before. The strong partnership with the international community takes place at several levels, from the National SDG Secretariat and the various line ministries and departments, to cross-sectoral forums that engage with a broad array of stakeholders.

Lao PDR was among the earliest countries to localize the SDGs and integrate them into its national planning framework. To this end, the Eighth National Socio-Economic Development Plan (NSEDP) has the SDGs embedded into its three outcomes, each of which relates to one of the three dimensions of the 2030 Agenda: economic, social, and environmental. To achieve the SDGs, the Government is emphasizing the importance of applying science, technology and innovation. Nearly 60 percent of the Eighth NSEDP indicators are linked to SDG indicators, showing the strong commitment of the Government in implementing the 2030 Agenda. The remaining SDG indicators which are not in the current NSEDP will be integrated

into the Ninth and Tenth NSEDPs. The Eighth NSEDP also builds on the unfinished work of the Millennium Development Goals (MDGs) and the progress and lessons from the Seventh NSEDP.

During the Indochina War (1964-1973), Lao PDR became the most heavily bombed country in terms of bombs dropped per capita. In September 2016, Lao PDR has therefore adopted its own SDG 18, called "Lives safe from unexploded ordnance (UXO)." UXO contamination continues to affect national development, for instance by limiting the use of land for agriculture, making infrastructure construction costly and dangerous, and holding back development. Therefore, SDG 18 is one of Lao PDR's top priority goals.

Recent years of strong economic growth, with a focus on rural development and poverty reduction, have helped Lao PDR to meet two of the three inter-related criteria for graduation from Least Developed Country (LDC) status for the first time ever, in the 2018 review of the Committee for Development Policy. The Government has been working towards LDC graduation, which is prioritized in its Eighth NSEDP.

This Report takes a critical look at progress and challenges in each area, as well as lessons learnt and way forward. Lao PDR will continue to work closely with the international community and relevant stakeholders to ensure steady progress towards the SDGs, achieving LDC graduation, and improving the well-being of all citizens.



Thongloun SISOU LITH
Prime Minister and Chair of the
National Steering Committee on SDGs

HIGHLIGHTS

The Voluntary National Review underscores the commitment of the Government of the Lao People's Democratic Republic to the 2030 Agenda for Sustainable Development. Lao PDR was among the earliest countries to localize the Sustainable Development Goals and integrate them into its national planning framework. Following a review of the Millennium Development Goals in 2015, SDG localization in the beginning of 2016 ensured early integration of the goals into national development planning frameworks and maximized potential synergies with the national plans, with nearly 60 percent of the Eighth National Socio-Economic Plan indicators linked to SDG indicators. In September 2016, Lao PDR formally launched and adopted its own national SDG 18 called, "Lives safe from unexploded ordnance."


The Prime Minister chairs the National Steering Committee for SDG implementation, while the National SDGs Secretariat, led by the Ministry of Foreign Affairs (Department of International

Organizations) and Ministry of Planning and Investment (Department of Planning and Lao Statistics Bureau), works with line ministries to track the progress of SDG implementation, as well as with United Nations agencies and other development partners to ensure the support necessary for accelerating progress towards the 2030 Agenda. To ensure an inclusive, participatory, and transparent Voluntary National Review, the National SDGs Secretariat organized a series of consultation in 2017 and 2018 with stakeholders from the government, the National Assembly, private sector, academia, civil society organizations, international non-governmental organizations, the UN agencies, and other development partners. Additionally, SDGs discussion has been infused into the agenda of the Round Table Meetings over the past two years.







The progress and challenges in SDG implementation are summarized below under the Outcomes of the 2016-2020 National Socio-Economic Development Plan (NSEDPP).







**Progress and Challenges in SDG implementation in the context of Lao PDR's
Eighth National Socio-Economic Development Plan**

NSEDP Outcome 1: Sustained inclusive economic growth, reduced economic vulnerability



		Progress	Challenges
SDG 7		Continued progress towards nationwide electrification, even in rural areas with no road access. High renewable energy use.	Households still cooking with firewood or charcoal need to switch to cleaner fuels.
SDG8		Increased access to social security in formal and non-formal sectors. Significant expansion of Skills Training and Development programmes.	The economy is still heavily reliant on natural resource sectors.
SDG 9		Tremendous progress in transport infrastructure development, notably the railway project as part of the One Belt One Road Initiative, and the roads connecting cities to rural areas.	Locally owned SMEs need to improve productivity and competitiveness.
SDG 10		Banking laws and regulations are being revised and enacted towards compliance with international standards.	Inequality has widened.

NSEDP Outcome 2: Human resources developed, workforce capacity upgraded, poverty in all ethnic groups reduced, equal access to quality education and health services, the unique Lao culture promoted, protected and developed, and political stability maintained with social peace and order, justice and transparency.

SDG 1		Tremendous progress in poverty reduction, with MDG target achieved by 2012/13.	Disparities are still significant.
SDG 2		The proportion of hungry people has been halved.	Still off-track on reducing underweight and stunting among young children.
SDG 3		MDG target of reducing maternal mortality ratio achieved. Significant progress in reducing under-five and infant mortality.	Adolescent birth rate remains high. Disparities in health service coverage are pronounced. Malaria resurgence, non-communicable diseases, and traffic injuries pose a growing threat.
SDG 4		Universal coverage in primary enrolment. Significant gains in secondary education and in technical and vocational education and training.	Education survival rates and learning outcomes for children need improvement.
SDG 6		MDG targets on improved water and sanitation achieved. Lao PDR is rich in water resources and has passed an updated Water and Water Resources Law.	Rural areas lag behind in sanitation and hygiene. Open defecation practices need to be eliminated. Water management, safety and quality require greater attention.
SDG 16		Steady progress in improving governance. The government's transparency and anti-corruption drive has yielded remarkable results. Improved planning frameworks in place.	Implementation and enforcement of laws need to be strengthened. The greater openness of borders may bring illegal trade, transnational crime, and trafficking of children and women.

		Progress	Challenges
SDG 18		UXO casualties reduced by 85 percent over the last decade. A new, more results-oriented methodology (Evidence-based Approach) developed for finding, prioritizing and clearing UXO-contaminated areas.	Lao PDR will continue to need international support as the scale and scope of the UXO problem far exceeds its capacity to cope. Addressing the needs of UXO survivors and victims continues to be a challenge.
<i>NSEDP Outcome 3: Natural resources and the environment protected and sustainably managed, green growth promoted, disaster preparedness enhanced and climate resilience developed.</i>			
SDG 11		Lao PDR has no slums. Lao PDR has numerous natural and cultural heritage sites, including two world heritage towns. Local disaster risk reduction strategies are being developed and revised.	Further growth of cities can be expected. Urban policies and infrastructure need to be developed.
SDG 12		The efficient use and sustainable management of natural resources and the development of ecotourism are prioritized through the NSEDP.	Lao PDR is still developing systems and frameworks to assess progress towards SDG 12.
SDG 13		First ASEAN country to ratify the Paris Agreement on Climate Change. National law on Intended Nationally Determined Contribution passed.	Highly vulnerable to climate change, due to dependence on natural resources. Reforestation, afforestation, improved forest management, and water resource management are priorities.
SDG 14		Lao PDR has adapted SDG 14 for its landlocked situation by applying it to its diverse freshwater ecosystem, which provides food and livelihood security for a significant proportion of population.	Challenges to Lao PDR's aquatic resources include development projects, deforestation, and agricultural intensification.
SDG 15		Standardized approaches have been developed for measuring and monitoring forest coverage, as the basis for programs to reduce deforestation and forest degradation, and for the National Communications Reports to the United Nations Framework Convention on Climate Change.	Excessive resource use may undermine future growth prospects. Governance of the natural resource sectors needs strengthening.

NSEDP Cross-Cutting Outputs contributing to all Outcomes

SDG 5		The share of women is relatively high in the Lao National Assembly. The National Law on Preventing and Combatting Violence against Women and Children has been passed. Hotline, counseling and protection services for women and child victims of violence available at central level and extended to 15 provinces.	The share of women is still low in other decision-making positions. Dissemination of the law is limited and enforcement needs strengthening. Women and girls lag behind in access to education, health, and legal services, and in livelihood and economic opportunities. Adolescent girls experience additional challenges, especially those related to early pregnancy and marriage.
SDG 17		The Vientiane Declaration on Partnership for Effective Development Cooperation (2016-2025) was adopted. An improved legal framework was established for expanded censuses and the generation of disaggregated data training.	Disaggregated data is still insufficient. The predictability and sustainability of funding for SDG-focused programs remain a challenge. Capacity building needs strengthening.

A. INTRODUCTION



Overview. The Lao People's Democratic Republic (Lao PDR) is a land-locked, ethnically diverse, and mountainous country with an estimated population of around 6.5 million. Strong economic growth has enabled Lao PDR to move from the ranks of low income economies to a "lower middle-income" country from 2010.¹ Lao PDR aims to graduate from Least Developed Country (LDC) status by 2020. With economic growth still heavily reliant on natural resources, the Government is diversifying to move towards more inclusive and sustained growth. More than half of the population are under the age of 25 years. To benefit from the demographic dividend to the economy, the Government is prioritizing the enhancement of skills and knowledge among youth.

Lao PDR is committed to the 2030 Agenda for Sustainable Development. The Prime Minister is Chairman of the National Steering Committee for the implementation of the Sustainable Development Goals in the Lao PDR.² Lao PDR was among the earliest countries to localize the Sustainable Development Goals (SDGs) and integrate them into its Eighth National Socio-Economic Development Plan (NSEDP) in 2016, with around 60 percent of the 160 NSEDP indicators linked to the SDGs. Each of the three dimensions of sustainable development (economic, social, and environmental) relates to an NSEDP outcome, with outputs, targets, and indicators. Cross-cutting components such as governance, innovation and technology, gender equality, youth and women's empowerment, and Green Growth targets and indicators foster integration across the three dimensions of the NSEDP. Lao PDR's planning frameworks - comprising the NSEDP, its Development Strategy 2025 and Vision 2030 - focus on promoting green growth and sustainable development, maintaining steady economic growth, achieving a constant reduction of poverty, and graduating from Least Developed Country status.

Lao PDR has adopted its own SDG 18 on unexploded ordnance (UXO). UXO remains a daunting barrier to the progress of development in Lao PDR. From 1964 to 1973, during the Indochina war, more than 500,000 bombing missions dropped over two million tons of bombs, or nearly one ton for every

man, woman and child in the population at the time. More than 40 years after the end of war, an estimated 80 million cluster sub-munitions remain unexploded, affecting 15 of 18 provinces in the country and 25 percent of all villages. UXOs have a crosscutting impact on SDGs, since UXOs limit safe access to agricultural and land for development projects, and also make the construction of transport and power infrastructure, schools, hospitals, and water supply facilities much more costly and dangerous. Consequently, the Prime Minister of Lao PDR H.E. Mr. Thongloun Sisoulith and UN Secretary-General Mr. Ban Ki-moon formally launched the country's SDG 18 ("*Lives Safe from UXO*") on 7 September 2016 in Vientiane.

Lao PDR is actively engaged in its international commitments. In addition to the SDGs, Lao PDR is implementing other international agreements, as shown by the following examples:

- Lao PDR has acceded to or ratified seven out of nine key international human rights instruments.³ The country continues to incorporate these obligations into its national laws, policies, and programmes.
- The Government has accepted 116 of the 196 recommendations made by the Working Group on the Universal Periodic Review in 2015 and is addressing implementation gaps in the human rights instruments.
- Lao PDR became the first country in ASEAN to ratify the Paris Agreement on Climate Change by passing a national law on its Intended Nationally Determined Contribution. While Lao PDR's contribution to global greenhouse gas emissions is still negligible, the government is determined to substantially increase the country's forest cover to 70 percent by 2020, enhance the resilience of agriculture, and conserve and restore valuable terrestrial and freshwater ecosystems.⁴
- Lao PDR's leadership role in implementing the Convention on Cluster Munitions⁵ is widely acknowledged.⁶

1. METHODOLOGY, PROCESS AND INPUTS FOR THE REVIEW

Lao PDR's localization of the SDGs from early 2016 laid a firm base for this Voluntary National Review (VNR). Lao PDR's national planning process converged with the SDG launch, providing the opportunity to integrate the SDGs into the Eighth NSEDP. By September 2017, the Government, supported by development partners, had developed a provisional list of SDG indicators adapted to Lao PDR's context and identified key issues in moving forward with SDGs. The year-long process involved all ministries and government entities, representatives of mass organizations, and national and international development partners.

The VNR of the 2030 Agenda was developed based on the principle of leaving no one behind. In partnership with UN agencies, the National SDG Secretariat conducted the first stakeholder consultations for VNR preparation in late 2017, with public officials from all 18 provinces to enable them to understand the nature and importance of the SDGs and implement relevant strategies in each province. Advocacy and awareness programmes on the 2030 Agenda and SDGs have been conducted among students and academia at local universities. Discussions on SDGs have also been inserted into the agenda of Round Table Meetings over the past two years. In February 2018, line ministries submitted sectoral progress reports on their SDG implementation to the National SDG Secretariat, as inputs for the first VNR report for Lao PDR. To ensure an inclusive, participatory, and transparent VNR process, the National SDG Secretariat organized another round of consultations in April 2018, with stakeholders from government, the National Assembly, private sector, academia, civil society organizations, international non-governmental organizations, the UN agencies, and development partners. Since around 60 percent of the Eighth NSEDP indicators are linked to the SDGs, the inputs from monitoring the NSEDP have also been used.

Inputs from youth and volunteer groups were obtained for the VNR process. With support from development partners, several consultations on SDGs engaged volunteer groups and young people in Vientiane, Savannakhet, and Sekong provinces. The

aim was to draw on volunteers' and young people's inputs to achieving the Agenda 2030. Key findings and recommendations from these consultations focused on the following:

- *Awareness of the SDGs:* About 31 percent of participants were already interested in topics related to development, indicating potential for them to become active players in a whole-of-society approach.
- *Ways to harness the power of volunteers:* The approaches discussed included partnerships with local administrations, data collection by involving youth and volunteer groups within the SDG indicator and monitoring framework; and role models for younger generations to engage in volunteer and community work.
- *Volunteer contributions to specific SDGs in Lao PDR:* Volunteers are at the heart of the community radio project (SDGs 3, 4, 5, 10, 16). The Youth Resource Centre run by volunteers in Savannakhet works to empower vulnerable young people aged 14-22, disadvantaged families, and victims of human trafficking.

The VNR process included concrete feedback from civil society organizations. Thirty participants from 28 civil society organizations (CSOs) discussed the draft VNR at a two-day workshop organized on 26-27 April 2018 in Vientiane Capital. The outcome of the 2-day workshop was a series of recommendations on SDG implementation, some of which are as follows:

- Providing skills training and vocational schools focusing on employable skills, providing social protection to workers in the informal sector, and implementing labour and commercial laws effectively.
- Creating SMART model farms that apply agro-ecology and organic agriculture and supporting SMEs to bring about increased income and a sustainable living standard.
- Expanding access to education and health services for people with disabilities, promoting access for the elderly to free health care, and promoting a culture of healthy diets and healthy lifestyles.

- Strengthening legal capacity and ethics among lawyers and enhancing accountability mechanisms.
- Regulating more types of wastes released to watercourses nationwide as well as prioritizing waste recycling, collection and sorting systems, and raising awareness on the importance of liveable cities.



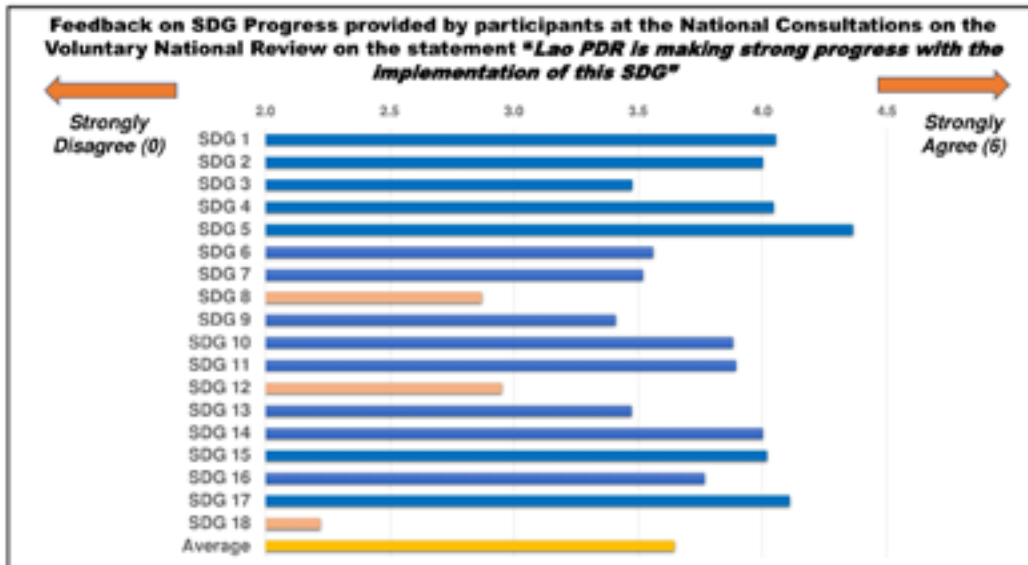


Figure 1. Stakeholders' perception of progress made by Lao PDR towards each SDG. SDG 8, SDG 12, and SDG 18 (highlighted) had the lowest scores, all below 3.0.

2. POLICY AND ENABLING ENVIRONMENT

2.1 Creating ownership of the Sustainable Development Goals

Lao PDR actively participated in the design of the new global agenda 2030. The national consultations that provided inputs into the sustainable development agenda built on not only the views of Government, but also those of civil society, private sector, and citizens from across the country. In September 2015, the Lao delegation led by the President participated in the UN Sustainable Development Summit, where the world adopted the 2030 Agenda for Sustainable Development, the 17 Sustainable Development Goals (SDGs) and 169 targets.

Within the country, the Government has implemented policy decisions to ensure ownership of the SDGs. First, the Government has assigned various line ministries as focal points for each SDG. Second, throughout 2016 and the first part of 2017, the Government held many consultation workshops, including with the participation of development partners, which discussed and debated each SDG's target and indicators, and identified and adapted indicators for use by ministries. Third, the Government has initiated the preparation of a national SDG Roadmap (see below). Fourth, the Government has incorporated the SDGs into all national planning frameworks (section A 2.2).

The SDG Roadmap emphasizes institutional strengthening and partnerships. The Roadmap will include awareness-raising strategies, multi-stakeholder consultations and dialogue, mechanisms to create horizontal and vertical policy coherence, budgeting for the future, and plans for monitoring, reporting and accountability. Highlights include:

- *Needs assessment and costing.* The volume of public and private investment required for SDG achievement will need to be determined.
- *Institutional strengthening for monitoring SDGs.* Lao PDR will need to finalize the selection of national SDG indicators, strengthen statistical capacities across ministries, harness new technologies, and tap into new sources of data.
- *Issue-based partnerships.* The draft roadmap emphasizes effective partnerships that are not centrally planned, but rather, based on issues.

2.2 Incorporating the Sustainable Development Goals in national frameworks

The Government of Lao PDR is implementing the SDGs through the NSEDPs and the sector development plans of each ministry.

Lao PDR has incorporated the SDGs into its national planning frameworks. The lessons learned from the implementation of the Seventh NSEDP (2011–2015), especially with regard to the unfinished Millennium Development Goals (MDGs), informed the development of the Eighth NSEDP. By 2016, the government had localized and integrated the SDGs into the Monitoring and Evaluation Framework of the Eighth NSEDP, with around 60 percent of the 160 NSEDP indicators linked to the SDGs (Table 1), and taking into account the unfinished business of MDGs (Table 2). This means that data collected for those NSEDP indicators will also provide a basis for SDG reporting. The sector development plans of line ministries include additional SDG indicators. The Government will incorporate the 2030 Agenda into the country's Ninth NSEDP (2021–2025), the Tenth NSEDP (2026–2030) and accompanying sectoral strategies. These successive medium-term plans fit into the country's longer-term plans, notably the Ten-Year Strategy (2016–2025) and the 2030 Vision, providing Lao PDR with the opportunity to continue implementing the SDGs through its national planning frameworks up to 2030. Successful implementation of these national plans will address unfinished business relating to the MDGs, deliver early progress on the SDGs, and drive the country's graduation from the ranks of LDCs.

The government has identified crosscutting strategies to achieve its national development goals:

- Accelerating progress on the off-track MDGs and on the cross-cutting UXO goal (SDG 18);
- Promoting environmentally-friendly production and green growth;
- Enhancing public governance and administration;
- Promoting gender equality and the empowerment of women and youth;
- Promoting local innovation and use of science, technology and

telecommunications and enhancing information and communication technologies (ICT);

- Continuing the diversification of the economy by stimulating the non-resource sector and making the private sector a cornerstone of future development;
- Increasing the competitiveness of small and medium enterprises (SMEs) by developing human resources and infrastructure required for SME growth, and by enabling communities, farmers and entrepreneurs to access services, technologies and resources;
- Increasing productivity, especially in the agricultural sector;
- Promoting greater integration into the regional and global economy and value chains; and
- Recognizing the increasing importance of South-South partners, and the emergence of new development banks and initiatives.⁷

2.3 Integrating the three dimensions of sustainable development

The global 2030 Agenda⁸ requires the implementation of SDGs to respect and balance the three dimensions of sustainable development. Accordingly, Lao PDR's NSEDP reflects the three dimensions (economic, social, and environmental) in its Outcome areas, while NSEDP outputs relate to one or more of the SDGs, in its target and indicator areas. Cross-cutting components – such as governance, innovation and technology, gender equality, youth and women's empowerment, and Green Growth targets and indicators – foster integration across the three dimensions of the NSEDP. The integration is also fostered by having Green Growth indicators and LDC graduation criteria that extend across all three pillars of the NSEDP.

2.4 Leaving no one behind

In Lao PDR, altitude and location are the key factors setting apart the poorest and most marginalized groups from other groups. Around 80 percent of Lao PDR is mountainous, and altitude and location are key determinants of livelihood options and access to services. An estimated 7 to 9 percent of population live in rural areas without road access, and some 26 percent of the population live in upland areas, with high levels of poverty.⁹ These groups have the least access to services, the poorest health and nutritional status, the lowest levels

of education, and the highest under-five mortality rates. Traditionally, those living in high and remote areas are often of different ethnicity from that of lowland groups, with a different language. The causal factors in access to services and livelihood improvement are tied more to geography than to ethnicity. The Government has taken steps to make the whole population feel that they are Laotians regardless of their ethnicity, language, or religion. In its national development strategies, the Government focuses poverty reduction measures on such remote and poor communities. A poverty monitoring system has been set up to this end. Progress is slow because of capacity and budget constraints.

Adolescent girls require special attention.

Lao PDR is among the countries with the highest proportion of early marriage and the highest adolescent birth rate in the region. This indicates that adolescent girls are not yet receiving the necessary attention and investment to develop their full potential. Lao PDR needs to take critical decisions with regard to its young population, particularly adolescent girls. One in five adolescent girls drop out of school; one in four girls aged 15-19 are married, and from the same age group, one in ten girls have begun childbearing. Investments in adolescent girls' health, nutrition, and education contributes to reducing early pregnancy, maternal mortality, and child stunting. Such gains translate to improved health and education outcomes, which contribute to LDC graduation.

People with disabilities are another vulnerable group.

Disabilities in Lao PDR are often caused by UXO, road traffic accidents, disease and congenital conditions. The overall prevalence of disabilities among the population 5 years and over is 2.8 percent.¹⁰ Lao PDR ratified the Convention on the Rights of Persons with Disabilities (CRPD) in 2009 and submitted the State Party's Report in 2016.¹¹ Lao PDR has set up the National Commission for Persons with Disabilities and the Elderly, and has taken several measures to implement the CRPD as laid out in its Report, such as the Decree on Persons with Disabilities (No. 137) in 2014, and adopting a National Strategy and Plan of Action on Inclusive Education (2011-2015).

Other vulnerable groups include farmers with limited access to land, migrants, unskilled and unemployed workers, and unpaid workers. Women, children, and the elderly are particularly vulnerable.

2.5 Consolidating institutional mechanisms

The government's institutional mechanisms established by Presidential Decree show the highest priority accorded to the implementation of the national development plans and the SDGs. The President issued a Decree on 20 September 2017 appointing the Prime Minister to chair the National Steering Committee for SDG implementation, with members of the Committee drawn from all concerned ministries, ministry-equivalent agencies, and mass organizations. The National Steering Committee will oversee the coordination and implementation of the SDGs through the NSEDP and the sectoral development plans of various ministries up to 2030, including the monitoring and evaluation of the implementation results. The Decree mandates SDG implementation by every ministry and sector, and at different levels throughout the country. The 26 National Steering Committee members all have ministerial or vice-ministerial status. The Committee then appointed the National SDG Secretariat in the Ministry of Foreign Affairs and SDG focal points in relevant line ministries to lead and take ownership of each SDG.¹² The National SDG Secretariat (Ministry of Foreign Affairs and Ministry of Planning and Investment) works with line ministries to track the progress of SDG implementation. Also in coordination with line ministries, the National SDG Secretariat works closely with United Nations agencies and other development partners to ensure the support necessary for accelerating progress towards the 2030 Agenda.

2.6 Addressing structural issues

Stakeholder participation

In development programmes, Lao PDR has made significant advances in enlarging the space for stakeholders. Approaches to increasing participation have to be culturally sensitive. Lao PDR has various channels and forums for participation, which range from indirect channels through representative institutions such as the National Assembly to the mass organizations and formal business associations. Participation also takes place through other interest groups, including CSOs, the media, and other forms of communication. The National SDG Secretariat sought the engagement of Lao CSOs in the national SDGs and the preparation for the VNR (section A1).

Engaging local administrations in systematic implementation and monitoring is critical.

The effectiveness of implementing and monitoring the SDGs depends on a wide range of issues relating to local-specific contexts and challenges. These challenges require the government and local administrations to develop local monitoring systems, identify gaps, and implement corrective action to accelerate progress. To this end, the Government has already initiated institutional strengthening within local administrations to understand, implement, and monitor the progress towards the NSEDP goals and selected SDG targets. The Government's framework identifies four major governance themes: public service improvement, participation, rule of law and sound financial management. These four elements cut across every sector. Issues in service delivery, financing planning and management in health, education and other sectors need to be addressed from a governance perspective.

Anti-Corruption measures

Lao PDR has publicly committed to tackling corruption and established the institutional frameworks to this end. In its statement at the Universal Periodic Review¹³ in 2015, the Lao PDR delegation emphasized the implementation of the Law on Anti-Corruption, and other related laws and legal instruments, particularly the Decree on the declaration of assets for government officials at all levels. Lao PDR's Law on Anti-Corruption (2012) designates the Counter-Corruption Organization as the state organisation responsible for preventing and countering corruption throughout the country, and tasks the State Inspection Authority with implementing these duties. In addition, the Anti-Money Laundering Intelligence Unit has been placed under the direct supervision and leadership of the National Coordination Committee for Anti Money Laundering and Countering of Financing Terrorism, as part of the Bank of Lao PDR. The Anti-Money Laundering Intelligence Unit has mandates and responsibility to collect and analyse information relating to money laundering and report such incidents to the National Coordination Committee for Anti-Money Laundering and Countering of Financing Terrorism for its review and consideration.¹⁴

The Government has begun implementing a successful anti-corruption drive. The Government issued an anti-corruption action plan in 2013, largely based on a strategic anti-corruption plan issued a year earlier, focusing

government action on: (i) political training and awareness of laws; (ii) research on, and drafting of, new legislation and amending existing laws; (iii) reorganization of the state administration mechanism; and (iv) improvement of organisations and officials in charge of the fight against anti-corruption. This is a seven-year plan, and the government expects to fulfil the targets by 2020. It has already started implementing the plan, mainly through the amendment and enactment of a new set of laws, and the restructuring of the internal bureaucratic and administrative system. Overall, the government's anti-corruption drive is gradually making inroads into reducing this problem. In 2017, Lao PDR ranked 135 out of 176 countries and territories, with a score of 29

(zero being highly corrupt and 100 very clean) in the Corruption Perception Index calculated by the international NGO Transparency International. The score has generally improved over the past five years from 21 in 2012.

Lao PDR is witnessing a new level of transparency. This is shown by the released reports of the State Inspection Authority (SIA) on the use of state funds by ministries and provincial offices, by corruption-related arrests, by the SIA nationwide audit of assets of officials, including over 1,900 officials and central level civil servants, and more than 140,000 working in provincial administrations.¹⁵



Table 1. Integration of the SDGs, Green Growth, and LDC graduation criteria into the Eighth National Socio-Economic Development Plan

<i>NSEDP Outcome/ Output</i>	<i>Linkages with SDGs</i>				<i>Linked to LDC graduation criteria</i>	<i>Includes Green Growth Indicator</i>
Outcome 1: Sustained, inclusive economic growth, strong economic foundations & reduced economic vulnerability						
Output 1- Sustained and inclusive economic growth					✓	✓
Output 2 - Macroeconomic stability					✓	-
Output 3 – Integrated development planning and budgeting						✓
Output 4 – Balanced regional and local development						-
Output 5 – Improved public/private labour force capacity					✓	✓
Output 6 – Local entrepreneurs are competitive in domestic and global markets						-
Output 7 – Regional and international cooperation and integration					✓	-
Outcome 2: Human resources developed, public/private workforce capacity upgraded, poverty in all ethnic groups reduced, equal access by female/male/all ethnic groups to quality education and health services, the unique Lao culture promoted, protected and developed, political stability maintained with social peace and order, justice and transparency						
Output 1 – Improved living standards through poverty reduction						
Output 2 – Ensured food security and reduced incidence of malnutrition					✓	
Output 3 – Access to high quality education					✓	























<i>NSEDP Outcome/ Output</i>	<i>Linkages with SDGs</i>			<i>Linked to LDC graduation criteria</i>	<i>Includes Green Growth Indicator</i>
Output 4 – Access to high quality health care and preventative medicine				✓	✓
Output 5 – Enhanced Social Protection					
Output 6 – Protection of traditions and culture					✓
Output 7 – Maintain political stability, social peace, order, justice and transparency					
Outcome 3: Natural resources and the environment protected and sustainably managed, green growth promoted, disaster preparedness enhanced and climate resilience developed					
Output 1 – Environmental Protection and Sustainable Natural Resources Management					✓
Output 2 – Preparedness for Natural Disasters and Risk Reduction				✓	✓
Output 3 – Reduced Instability of Agricultural Production				✓	✓
NSEDP Cross-Cutting Outputs contributing to all Outcomes					
Output 1 – Public governance and administration enhanced					
Output 2 – Local innovation and use of science, technology and telecommunications promoted, information and communication technologies (ICT) enhanced					
Output 3 – Gender equality and empowerment of women and youth					

Table 2. Summary review: progress towards MDG targets and selected indicators

<p>Goal 1: Eradicate extreme poverty and hunger</p>	<p>Target 1.A: Have, between 1990 and 2015, the proportion of people whose income is less than one dollar a day</p> <p>Target 1.B: Achieve full and productive employment and decent work for all, including women and young people</p> <p>Growth of GDP per person employed</p> <p>Vulnerable employment</p> <p>Target 1.C: Have, between 1990 and 2015, the proportion of people who suffer from hunger</p> <p>Hunger/inadequately populated</p> <p>Child malnutrition (stunting)</p>		<p>Goal 6: Combat HIV/AIDS, malaria and other diseases</p>	<p>Target 6.A: Have halted by 2015 and begun to reverse the spread of HIV/AIDS</p> <p>Target 6.B: Achieve, by 2010, universal access to treatment for HIV/AIDS for all those who need it</p> <p>Target 6.C: Have halted by 2015 and begun to reverse the incidence of malaria and other major diseases</p> <p>Malaria</p> <p>Tuberculosis</p>	
<p>Goal 2: Achieve universal primary education</p>	<p>Target 2.A: Ensure that, by 2015, children everywhere, boys and girls alike, will be able to complete a full course of primary schooling</p> <p>Primary net enrolment</p> <p>Secondary gross enrolment</p> <p>Primary survival/completion</p> <p>Youth literacy</p>		<p>Goal 7: Ensure environmental sustainability</p>	<p>Target 7.A: Integrate the principles of sustainable development into country policies and programmes and reverse the loss of environmental resources</p> <p>Land area covered by forest</p> <p>Target 7.B: Reduce biodiversity loss, achieving, by 2010, a significant reduction in the rate of loss</p> <p>Target 7.C: Have, by 2015, the proportion of people without sustainable access to safe drinking water and basic sanitation</p> <p>Improved drinking water source</p> <p>Improved sanitation facility</p>	
<p>Goal 3: Promote gender equality and empower women</p>	<p>Target 3.A: Eliminate gender disparity in primary and secondary education, preferably by 2005, and in all levels of education no later than 2015</p> <p>Gender parity in education</p> <p>Women in employment</p> <p>Women in National Parliaments</p>		<p>Goal 9: Reduce the impact of UXO in Lao PDR</p>	<p>Target 9A: Ensure the complete clearance of UXO from priority (high value) agricultural land by 2020</p> <p>Target 9B: Reduce substantially the number of casualties as a result of UXO incidents</p> <p>Target 9C: Ensure that medical & rehabilitation needs of all UXO survivors are met in line with treaty obligations under the Convention on Cluster Munitions</p>	
<p>Goal 4: Reduce child mortality</p>	<p>Target 4.A: Reduce by two-thirds, between 1990 and 2015, the under-five mortality rate</p> <p>Under-five and infant mortality</p> <p>Immunization</p>		<p>Key</p> <p>Achieved</p> <p>Not yet achieved, but progressing</p> <p>Not yet achieved, all levels</p> <p>No information measured</p>		
<p>Goal 5: Improve maternal health</p>	<p>Target 5.A: Reduce by three quarters, between 1990 and 2015, the maternal mortality ratio</p> <p>Maternal mortality ratio</p> <p>Delivery care coverage</p> <p>Target 5.B: Achieve, by 2015, universal access to reproductive health</p> <p>Contraceptive prevalence & unmet needs</p> <p>Abortion/birth rate</p> <p>Antenatal care coverage</p>				

Note: The lessons learnt from MDG implementation in The Lao People's Democratic Republic, 2013, The Millennium Development Goals, and Lessons Learnt for the Post-2015 Period: A Summary Review, Vientiane, September 2015, Ministry of Foreign Affairs and the United Nations in the Lao PDR.





B. PROGRESS ON GOALS AND TARGETS

Section B sets out the progress and challenges in localizing, implementing and reporting on the SDGs. Table 3 summarizes the progress and challenges under the three Outcomes of the NSEDP, while subsequent sections (B1 to B18) discuss each SDG and the national priorities in going forward towards the 2030 Agenda. These sections also show the infographics on each SDG, developed by the National SDG Secretariat in Lao and in English to support its advocacy in publications, posters and online.















Table 3. Summary of Progress and Challenges in SDG implementation in the NSEDP context

NSEDP Outcome 1: Sustained inclusive economic growth, reduced economic vulnerability



		Progress	Challenges
SDG 7		Continued progress towards nationwide electrification, even in rural areas with no road access. High renewable energy use.	Households still cooking with firewood or charcoal need to switch to cleaner fuels.
SDG 8		Increased access to social security in formal and non-formal sectors. Significant expansion of Skills Training and Development programmes.	The economy is still heavily reliant on natural resource sectors.
SDG 9		Tremendous progress in transport infrastructure development, notably the railway project as part of the One Belt One Road Initiative, and the roads connecting cities to rural areas.	Locally owned SMEs need to improve productivity and competitiveness.
SDG 10		Banking laws and regulations are being revised and enacted towards compliance with international standards.	Inequality has widened.

NSEDP Outcome 2: Human resources developed, workforce capacity upgraded, poverty in all ethnic groups reduced, equal access to quality education and health services, the unique Lao culture promoted, protected and developed, and political stability maintained with social peace and order, justice and transparency.

SDG 1		Tremendous progress in poverty reduction, with MDG target achieved by 2012/13.	Disparities are still significant.
SDG 2		The proportion of hungry people has been halved.	Still off-track on reducing underweight and stunting among young children.
SDG 3		MDG target of reducing maternal mortality ratio achieved. Significant progress in reducing under-five and infant mortality.	Adolescent birth rate remains high. Disparities in health service coverage are pronounced. Malaria resurgence, non-communicable diseases, and traffic injuries pose a growing threat.
SDG 4		Universal coverage in primary enrolment. Significant gains in secondary education and in technical and vocational education and training.	Education survival rates and learning outcomes for children need improvement.
SDG 6		MDG targets on improved water and sanitation achieved. Lao PDR is rich in water resources and has passed an updated Water and Water Resources Law.	Rural areas lag behind in sanitation and hygiene. Open defecation practices need to be eliminated. Water management, safety and quality require greater attention.
SDG 16		Steady progress in improving governance. The government's transparency and anti-corruption drive has yielded remarkable results. Improved planning frameworks in place.	Implementation and enforcement of laws need to be strengthened. The greater openness of borders may bring illegal trade, transnational crime, and trafficking of children and women.

		Progress	Challenges
SDG 18		UXO casualties reduced by 85 percent over the last decade. A new, more results-oriented methodology (Evidence-based Approach) developed for finding, prioritizing and clearing UXO-contaminated areas.	Lao PDR will continue to need international support as the scale and scope of the UXO problem far exceeds its capacity to cope. Addressing the needs of UXO survivors and victims continues to be a challenge.
<i>NSEDP Outcome 3: Natural resources and the environment protected and sustainably managed, green growth promoted, disaster preparedness enhanced and climate resilience developed.</i>			
SDG 11		Lao PDR has no slums. Lao PDR has numerous natural and cultural heritage sites, including two world heritage towns. Local disaster risk reduction strategies are being developed and revised.	Further growth of cities can be expected. Urban policies and infrastructure need to be developed.
SDG 12		The efficient use and sustainable management of natural resources and the development of ecotourism are prioritized through the NSEDP.	Lao PDR is still developing systems and frameworks to assess progress towards SDG 12.
SDG 13		First ASEAN country to ratify the Paris Agreement on Climate Change. National law on Intended Nationally Determined Contribution passed.	Highly vulnerable to climate change, due to dependence on natural resources. Reforestation, afforestation, improved forest management, and water resource management are priorities.
SDG 14		Lao PDR has adapted SDG 14 for its landlocked situation by applying it to its diverse freshwater ecosystem, which provides food and livelihood security for a significant proportion of population.	Challenges to Lao PDR's aquatic resources include development projects, deforestation, and agricultural intensification.
SDG 15		Standardized approaches have been developed for measuring and monitoring forest coverage, as the basis for programs to reduce deforestation and forest degradation, and for the National Communications Reports to the United Nations Framework Convention on Climate Change.	Excessive resource use may undermine future growth prospects. Governance of the natural resource sectors needs strengthening.

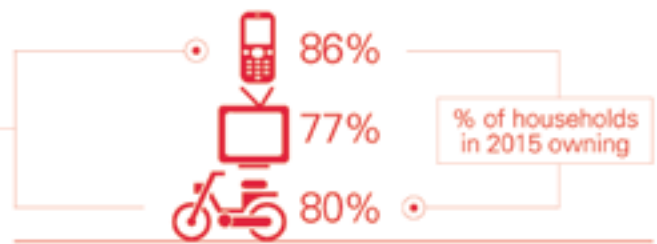
NSEDP Cross-Cutting Outputs contributing to all Outcomes

SDG 5		The share of women is relatively high in the Lao National Assembly. The National Law on Preventing and Combatting Violence against Women and Children has been passed. Hotline, counseling and protection services for women and child victims of violence available at central level and extended to 15 provinces.	The share of women is still low in other decision-making positions. Dissemination of the law is limited and enforcement needs strengthening. Women and girls lag behind in access to education, health, and legal services, and in livelihood and economic opportunities. Adolescent girls experience additional challenges, especially those related to early pregnancy and marriage.
SDG 17		The Vientiane Declaration on Partnership for Effective Development Cooperation (2016-2025) was adopted. An improved legal framework was established for expanded censuses and the generation of disaggregated data training.	Disaggregated data is still insufficient. The predictability and sustainability of funding for SDG-focused programs remain a challenge. Capacity building needs strengthening.

1 NO POVERTY



From 1992 to 2015
Lao National Poverty Rate
46%  23%



Adults using financial services



Source: Lao PDR Country Analysis Report 2015; Lao Expenditure and Culture Survey 2015

1.1. Progress and challenges

Over the past 27 years, Lao PDR has made tremendous progress in reducing poverty. By 2012/13, Lao PDR had already halved the poverty rate from 1992/93 levels, achieving MDG target 1A ahead of time. Household welfare improved in terms of ownership of assets, condition of housing, and access to services and markets. The poor on average have become less poor, as shown by the steady reduction in the poverty gap and poverty severity over time. The government's drive to expand rural infrastructure, roads and services have led to poverty reduction in these areas, enhancing market access for agricultural produce and improving livelihood opportunities.

¹⁶

Challenges remain, with a significant proportion of the population at risk of falling into poverty. Households in agriculture are twice more likely than non-farm households to fall back into poverty, as they are highly vulnerable to shocks. The limited health insurance coverage and social protection limit the ability of households to mitigate risks. Overall, poverty reduction and consumption growth lag behind the country's GDP growth, the growth being resource-intensive.¹⁷

Inequity patterns emerge from differences in location and access, which affect education and livelihoods. The poverty rate in rural areas is 2.9 times that of the urban areas (2012/13). One-third of the population in upland areas is still below the poverty line, while in lowland areas, only about one-fifth of the population is poor. The ethnic groups, who traditionally live in mountainous and remote areas difficult to access, have seen slower progress in poverty reduction. The lowland groups, with the highest levels of education, have the lowest poverty rate. Inequality has grown: in 2012/13, consumption of the richest quintile was 6.4 times that of the poorest, while two decades ago, the difference was 4.7 times.

¹⁸

Measurement issues: Lao PDR has two systems for measuring poverty prevalence. The first is the five-yearly household survey on expenditures and consumption, measuring poverty indicators according to international standards and definitions. In the second approach, the government monitors poverty annually by using administrative data on income and access to basic services, going down to household level. The programme monitors access to clean water, health facilities, and schools, in terms of their distance from the households in a given village. This is an

innovative home-grown system, which gives yearly data. Social protection coverage has significant data gaps, which the government is addressing with support from development partners.

1.2. Looking forward

The Government of Lao PDR is prioritizing the following strategies:

- **Targeting the poor in planning, budgeting, and programme delivery.** The poorer groups are largely known. The challenge lies in appropriate targeting below the district level with different sectors working in a coordinated and convergent approach. Reaching the poorest in remote areas will require much more resources than reaching the less poor in other areas. The rising inequality in urban areas¹⁹ shows the need for targeting the urban poor.
- **Prioritizing interventions based on evidence.** Since access, education, employment/livelihood and the price of agricultural produce are known determinants of poverty levels,²⁰ the priority is to accelerate the improvement of education, training, livelihoods, agricultural productivity, and rural infrastructure for the poor. Strategies to reach the most vulnerable groups need to consider what has worked. Community radio volunteer broadcasters in Xieng Khouang, Sekong, Oudomxay and other provinces and relevant districts have been able to reach vulnerable groups, especially women and girls, with radio installed in mobile phones. The results have been increased awareness and useful knowledge on issues such as agriculture, family relations, education, health, and nutrition. Radio programs on agriculture have been extremely popular among rural communities.
- **Strengthening social protection systems to cover vulnerable groups.** Initiatives such as the Health Equity Fund schemes and Free Delivery of Maternal, Neonatal and Child Health Care ("Free MNCH") represent significant progress. However, access to social security coverage remains limited and welfare programmes fragmented. Support is required to widen the scope of social protection schemes, namely, to support the implementation of the forthcoming National Social Protection Strategy (SDG Target 1.3 and SDG 8).
- **Increasing efforts to tap domestic**

capital through public-private partnerships. Local administrations need to mobilize the private sector to invest

jointly in local economic development and increase sourcing from local firms and workers.



2 ZERO HUNGER



From 1990 to 2015
Proportion of undernourished

42.8%  18.5%



 33% stunted

 25.5% underweight

In 2016,
children
under 5

 9% wasted

nearly $\frac{1}{5}$ of the Lao population are
undernourished



2.1. Progress and challenges

Lao PDR has achieved the MDG target of halving the proportion of hungry people.²¹

The proportion of undernourished in the population²² has declined from 42.8 percent in 1990 to around 18.5 percent in 2015.²³ Lao PDR reaffirmed its commitment to fight hunger and undernutrition through the launch of the National Zero Hunger Challenge in May 2015, and through its Agricultural Development Strategy, National Nutrition Strategy, and the NSEDP.

Despite recent progress, Lao PDR is still off-track on the target of reducing underweight and stunting.

In 2016/17, some 33 percent of children under five years of age were stunted, and 9 percent were wasted. Undernutrition in Lao PDR shows strong inequalities, associated with poverty patterns. Stunting in rural areas without road access is twice that in urban areas. Stunting in children from some highland ethnic groups are nearly double those of children from lowland groups. Children from the poorest households have stunting rates three times higher than those among children from the richest households. Even in rich households, 20 percent of children suffer from stunting.²⁴

The causes of undernutrition have not been adequately addressed.²⁵

These are primarily poor infant and young child feeding practices (including low rates of exclusive breastfeeding for children under the age of 6 months), poor maternal nutrition, high adolescent birth rates among some ethnic groups, and poor female education. Children of uneducated women have stunting rates four times higher than do children of mothers with at least secondary education.²⁶

Food insecurity is still significant.

Threats to food security include soil degradation and decreasing yields, linked to land pressure from population and large-scale investment projects, limited access to irrigation, rainfall-dependent agricultural practices, disease outbreaks among livestock, the difficulties for farmers to find economically attractive legal alternatives to opium growing,²⁷ low resilience to natural disasters and climate change, and UXOs, which make farmland unsafe. Around 11 percent of rural households have poor and borderline food consumption.²⁸

Measurement issues: Undernourishment is tracked from food balance sheets and food consumed by the Food and Agricultural Organization of the United Nations (FAO)²⁹

for three-year periods. Undernourishment is also measured in five-yearly Lao Household Expenditure and Consumption Surveys (LECS) that produce the percentage of population under the Food Poverty Line, that is, those consuming less than the minimum dietary energy requirements of 2,100 kcal/ person/ day. LECS will also measure for the very first time in Lao PDR the prevalence of moderate or severe food insecurity in the population, based on the Food Insecurity Experience Scale (FIES). Child undernutrition is measured by child anthropometry surveys, which are not conducted annually. Mechanisms need to be put in place for tracking child malnutrition more frequently, such as sentinel surveillance and/or rapid assessment methods. Much more data is needed on adolescent girls' nutrition in Lao PDR. Future design of surveys and agricultural censuses will need to incorporate measures of agricultural productivity and incomes of small-scale food producers by sex. At present, the proxy indicator *agricultural value added per labour unit* is inadequate.

2.2. Looking forward

The Government of Lao PDR is prioritizing the following strategies:

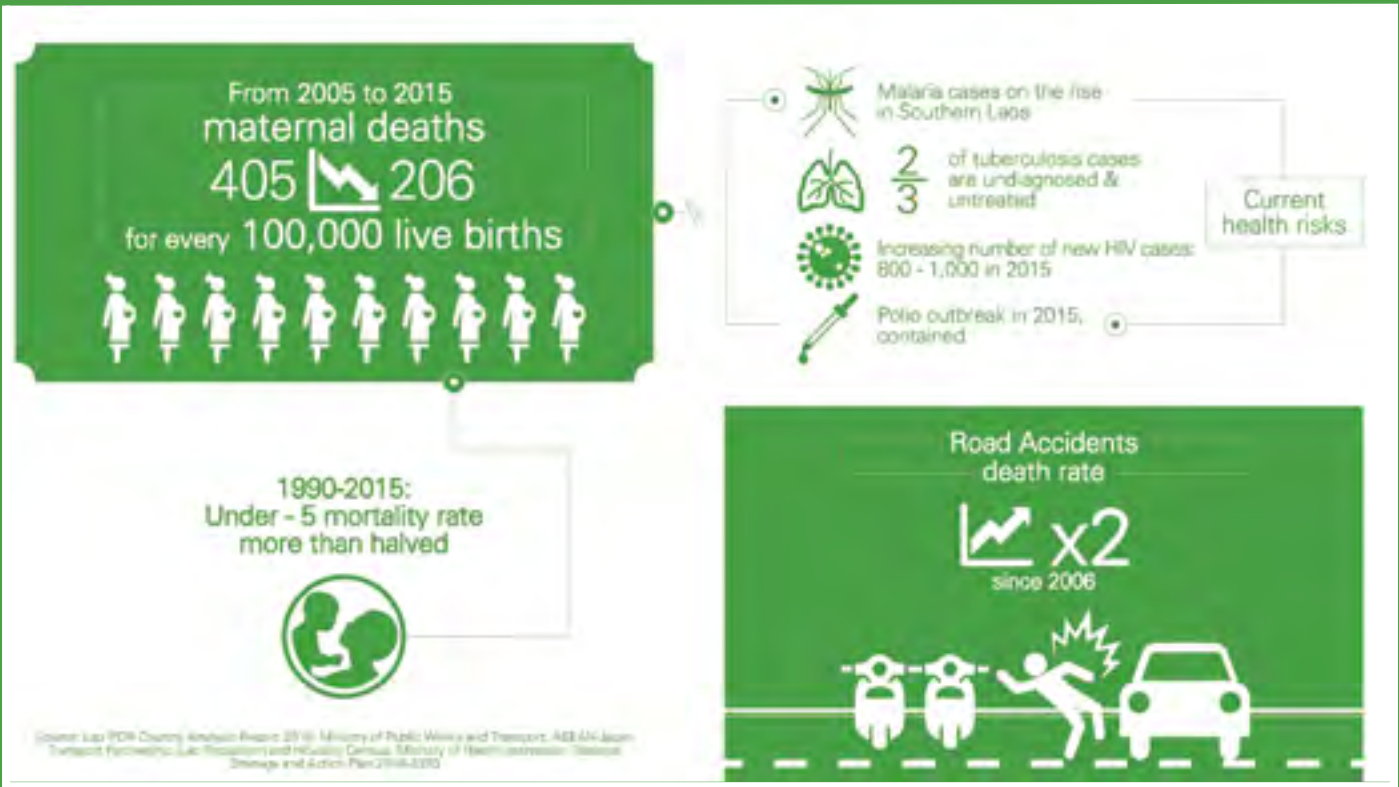
- **Accelerating the implementation of the Agricultural Development Strategy 2020.** The Strategy supports the shift from a subsistence to market-oriented agricultural production that is adapted to climate change and focused on smallholder farmers. Other related measures include increasing the capacity of farmers' associations, improving agricultural production infrastructure, upgrading technologies, and strengthening farmers' access to inputs and financial products, which will all help to add value to farmers' agricultural products.
- **Accelerating the implementation of the National Nutrition Strategy to 2025 and Plan of Action 2016-2020.** The Plan emphasized a multi-sectoral response to undernutrition, with nutrition-specific and nutrition-sensitive interventions that converge on high-risk districts. The Government is also scaling up the "First 1,000 Days" approach³⁰ (from pre-conception to two years of age) with behaviour change interventions.
- **Strengthening service delivery to the most deprived, using participatory strategies.** Such strategies involve empowering village health volunteers,

farmer groups, and village extension workers with the required knowledge and support. The most deprived groups with the lowest access to services, and also the highest levels of child stunting are those living in rural areas without road access (constituting 7 percent of the total population in 2011/12), households

in the poorest quintile (19 percent of the total), families with uneducated or poorly educated women (21 percent of the total), and ethnic groups living in high remote areas (33 percent of the total).³¹



3 GOOD HEALTH AND WELL-BEING



3.1. Progress and challenges

Lao PDR has achieved the MDG target of reducing its maternal mortality ratio (MMR) by three-quarters from 1990 levels. Over the past two decades, MMR has declined from 1,100 per 100,000 live births in 1990 to around 220 in 2013 (estimated by United Nations Agencies³²) and 206 in 2015 according to the Lao Population & Housing Census. Major hospitals can provide caesarean services, and basic emergency obstetric and newborn care services are available in every district. Nonetheless, MMR is still high by any standards.

Lao PDR has also made significant progress in reducing under-five and infant mortality. In 2015, these had declined to half the levels in 1990. The most recent survey shows that in 2016/17, under-five mortality rate has now declined to 46 per thousand live births, which is a significant achievement. Immunization programmes have made good progress, although still below the levels required to induce herd immunity and reduce the threat of outbreaks.

The high MMR is explained by the limited coverage and inadequate quality of services, poor nutrition, and low contraceptive use. About 64 percent of births (2016/17) are assisted by trained health personnel³³ and 64.5 percent of deliveries take place in health facilities (2016/17), which shows improvement from the 2011/12 survey. Service quality and referral systems need improvement. High anaemia rates, low contraceptive use³⁴ and high fertility rates are also major contributors to high maternal mortality. Among married women and women in union, the unmet need for modern contraceptives is still high (28 percent in 2016/17).

Adolescent pregnancy requires attention. Despite achieving adolescent birth rate of 83 per 1000 live births (the national target was 90), this rate remains one of the highest in the region. The high adolescent birth rate requires prioritizing the availability and use of contraceptives, especially among unmarried adolescents who still have difficulties in accessing such services, despite the national policy on birth spacing.³⁵ The rate is highest among adolescents with little or no education or those living in areas without road access.

Disparities in maternal and child health service coverage and outcomes are pronounced. The lowest coverage levels are in rural areas without road access, among

women with primary or no education, women from the poorest households, and women from ethnic communities living in remote areas. The disparities are starkest between poverty quintiles: in 2011/12, the richest and poorest quintiles had up to 80 percentage points difference in maternal health services coverage. Mortality rates are much higher among children from the poorest and/or most remote households, and those born of mothers with no education, adolescent mothers, and mothers who are older (above age 34 years).³⁶

HIV prevalence has been generally low. HIV prevalence among female sex worker remains stable (1 percent), but shows an increasing trend in men having sex with men, from 1.6 in 2014 to 2.4 percent in 2017. The overall knowledge on HIV remains low.³⁷ Progress on the three global targets for HIV treatment scale-up beyond 2015³⁸ is constrained by difficulties in reaching people living with HIV (PLHIV) and referral to treatment. In 2017, around 75 percent (11,876) of the estimated PLHIV in Lao PDR knew their status and 47 percent of PLHIV were receiving antiretroviral therapy, which is well below the global target. Some 75 percent of those on antiretroviral therapy had suppressed viral load.³⁹

Lao PDR has achieved more than 90 percent treatment rate of young children with confirmed malaria⁴⁰ but malaria resurgence threatens its steady progress. From 2000 to 2011, malaria cases and deaths declined by half. From December 2011, outbreaks with a confirmed artemisinin-resistant strain led to a sharp rise in cases and deaths. The demand for forest products, infrastructure projects near or in forested areas, and porous borders heighten migration-related malaria risk. Bed net coverage will need to improve: a 2016 survey in three high malaria burden provinces found only 74.3 percent of children under age five using long-lasting insecticidal nets.⁴¹

TB treatment success rate is over 90 percent and from 1990 to 2014, Lao PDR more than halved the prevalence of all forms of TB. TB incidence has also declined. However, mortality due to TB does not show a declining trend.⁴² TB detection needs to be urgently improved: around one-third of cases are detected and the rest remain undiagnosed and untreated.⁴³

Non-communicable diseases (NCDs) and injuries pose a growing threat. An estimated 48 percent of total deaths in Lao PDR in 2014 were due to NCDs.⁴⁴ The World Health Organization (WHO) has identified adult risk factors, among them a high rate of tobacco

use.⁴⁵ An estimated 9 percent of total deaths in the Lao PDR were attributed to injury.⁴⁶ Road accident statistics show a rise of the death rate from road accidents, from 8.6 per 100,000 in 2006 to 15.3 per 100,000 in 2015.⁴⁷ The increase is largely associated with unsafe road conditions, rapid expansion of roads, the growth in the number of motorbikes and vehicles, inexperienced motorists, and limited capacity to enforce traffic laws and regulations.

Out-of-pocket spending has been a dominant source of financing for health.

A persistently high level of out-of-pocket spending (45 percent in 2016) remains a major challenge for the country's progress towards the universal health coverage target. The country is highly dependent on the Global Fund and Gavi - the Vaccine Alliance - for the financing of its immunization, malaria, tuberculosis (TB), and HIV/AIDS program. Lao PDR entered the accelerated transition phase of Gavi in 2017 and is now undergoing the transition process. The country needs to accelerate progress towards the universal health coverage target, while effectively managing the transition from external financing to more sustainable and predictable financing.

Measurement issues: Systems to report on the older (MDG) targets need review and those for new SDG targets need further development. Health information systems and the civil registration and vital statistics system need strengthening. Inadequacies in these systems affect the quality of service data. Surveys such as the Lao Social Indicators Survey provide a useful countercheck of administrative data and show substantial differences with health service data on some indicators, such as immunization and antenatal care. Improvement of country monitoring systems will require identifying and including SDG indicators that currently lie outside existing administrative reports.

The established monitoring systems are not yet equipped to monitor indicators specific to adolescent girls.

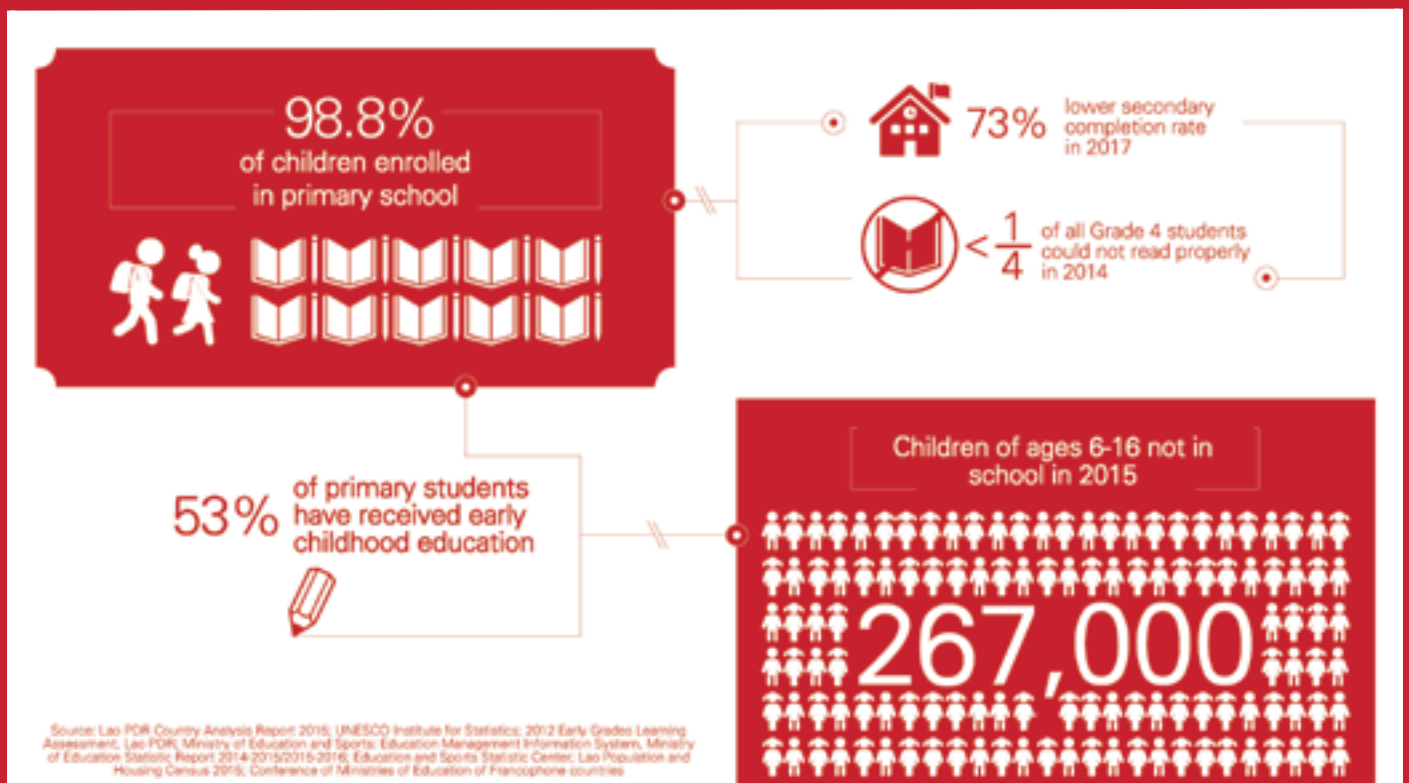
3.2. Looking forward

The Government of Lao PDR is prioritizing the following strategies:

- **Improving service accessibility, availability and ensuring acceptable quality.** This includes expanding outreach as well as improving the quality of services at all levels.
- **Accelerating health system reform.** The Ministry is prioritizing improvement of health staff quality and availability, especially in remote areas. Increased and sustained levels of funding are also necessary to fund health commodities and accelerate interventions in poorer and remote areas. Health education, sanitation and other preventative health interventions need to be stepped up. Management and logistics systems for health supplies and essential drugs need strengthening to address frequent stock outs.⁴⁸
- **Addressing behavioural and other factors impeding the response to HIV/AIDS.** These factors include cultural taboos, difficulties in reaching the key high-risk populations, and the mobility of young migrant populations. The limited capacity and coverage of health care services constrain the integration of HIV testing and treatment into the health care system.
- **Stepping up efforts to combat malaria with Greater Mekong Sub-region partners.** Lao PDR has committed to achieving malaria elimination by 2030,⁴⁹ together with China, Myanmar, Thailand, and Viet Nam.



4 QUALITY EDUCATION



4.1. Progress and challenges

Lao PDR has achieved universal coverage in primary enrolment. The primary net enrolment rate (NER) reached 98.8 percent in 2016. Lao PDR has two types of primary schools: incomplete and complete. Incomplete schools are those that cannot provide the complete primary education cycle due to infrastructure constraints. Complete primary schools are able to provide the full range of classes in the primary cycle up to grade 5. In recent years, expanding the number of primary complete schools has enabled many more children to complete their primary education: 80.9 percent of all primary schools in 2015/16 are now complete schools (from 48 percent in 2007/08). Consequently, disparities in primary enrolment decreased from 30 percentage points in 2007 to around 5 percentage points by 2015/16.^{50,51}

Lao PDR has also achieved gender parity at primary level. The gender parity index (GPI) calculated with gross enrolment ratios was 0.98, and the GPI of completion rates reached 1.00 in 2017, meaning that the proportion of girls making it to grade 5 is the same as that of boys as a percentage of the total relevant age group. Gender parity has not yet been achieved at secondary level, which explains why the GPI in literacy is still low (that is, in favour of males) among the youth and adult population, especially among the older groups.

Significant gains were also realized in secondary education. The national gross enrolment ratio (GER) target for lower secondary education was achieved in 2015/16, reaching 82.2 percent. Upper secondary GER has increased from below 20 percent in the early 1990s to 47.8 percent. Overall, secondary GER had increased to 67.2 percent by 2015/16.⁵²

Many children still drop out of school, usually in the early grades. Around 30,000 primary students drop out from primary education every year,⁵³ and therefore the survival rate to grade 5 was only around 79.6 percent in 2016.⁵⁴ Survival rates vary by province from 59.7 percent in Saravane to 95.5 percent in Vientiane capital (2015/16). Children's lack of school readiness is a key factor. The access to early childhood education is limited. About 56 percent of new entrants in grade 1 had preschool experience in 2016, most of whom had been enrolled in urban areas. The dropout rates and disparities in secondary education cycle are also significant.⁵⁵

The overall quality of teaching and learning needs improvement. Assessments of grade 5 students in 2006 and 2009⁵⁶ highlighted the low learning outcomes in the Lao language achieved by students. A more recent assessment in 2011/12 showed weaknesses in both language and mathematics: one quarter of fourth grade pupils did not have a good command of reading.⁵⁷

Less accessible areas continue to lag behind. School attendance, survival, and literacy are lowest among children and adolescents in remote rural areas, those with uneducated mothers, those living in households in the poorest quintile, and those from the more remote ethnic groups.⁵⁸ In such communities, the demand for education, especially secondary education, is low.

The literacy target for youth remains to be achieved. A large proportion of children do not continue on to secondary education. In response, the Government has non-formal education programmes, and the numbers enrolled in these classes at lower secondary level have rapidly increased. However, the quality and efficiency of these programs are still inadequate.

Measurement issues: Lao PDR has an effective education management information system (EMIS), which produces data routinely disaggregated by sex and robust enough for annual planning. Many SDG 4 indicators can be monitored through EMIS. Data on technical and vocational education and training (TVET) need strengthening and linkage with employment outcomes. Education for children with disabilities will require further inter-ministerial work. Successive surveys and censuses will need standardization: the mix of self-reported and tested literacy rates in different surveys funded by different partners is not conducive to interpreting trends. The education system has not yet established mechanisms to regularly assess and report on the quality and outcome of services. Current data on learning outcomes in primary school are obtained through one-off or infrequent assessments by external partners that do not always follow the same standards.⁵⁹ The Ministry of Education and Sports (MoES) plans to institute mechanisms for standardized measurement of learning outcomes that can be tracked across time.

4.2. Looking forward

The Government of Lao PDR is prioritizing the following strategies:

- **Strengthening financial planning to ensure fiscal sustainability and meet priority needs.** The education budget for non-wage recurrent support is inadequate. Avoiding greater reliance on external sources will mean dropping initiatives that do not align with sector priorities or are fiscally unrealistic.
- **Addressing non-performance in teachers.** This issue contributes directly to the low-level of student performance⁶⁰ and requires technical and financial support. To recruit and retain quality teachers, Lao PDR will implement skills upgrading and quality assurance. Appropriate human resource policies, such as local area recruitment and salary improvements, will also be required.⁶¹
- **Strengthening multi-sectoral response to early childhood development and education (ECD/ECE).** In view of its impact on school readiness and education outcomes, ECD/ECE needs a holistic approach with health, nutrition, and parenting education.
- **Positioning Lao PDR to benefit from ASEAN integration.** Recognizing that the current TVET system needs improvement and expansion, Lao PDR is taking steps to improve and benchmark the system with ASEAN standards, and address the gap in the supply of skills and qualifications in the workforce to meet the changing demands of the economy.
- **Prioritizing lifelong learning and expanding flexible learning and non-formal education programmes.** Providing a bridge into mainstream education and promoting lifelong learning will better prepare Lao PDR for LDC graduation. Given that lifelong learning is a policy priority, the MoES is developing the lifelong learning strategy and plan for Lao PDR, making a multi-sectoral approach the central tenet of the design and implementation of the policy.



5 GENDER EQUALITY



5.1. Progress and challenges

The share of women is relatively high in the Lao National Assembly, but low in other decision-making positions. The NSEDP stipulates that the share of women should increase to 20 percent of leading management positions at provincial and district level, 10 percent at village level, 30 percent at central level, and 30 percent for the Eighth National Assembly. The share of women in the National Assembly/ Parliament is 27.5 percent, which is well above the world average (23.5 percent).⁶² The President and Vice-President of the National Assembly are also women. Women account for 31.5 percent in provincial assemblies. However, the share of women in leadership and management-level positions is around 5 percent (2012).⁶³ In 2017, women represented about 45 percent of the 183,680 civil servants overall, but few were in senior positions.⁶⁴ In 2015, only 1.7 and 7.2 percent respectively of village chiefs and deputy village chiefs were female.⁶⁵

Women and girls lag behind in access to education and health. The gender parity indices (GPI) especially for secondary education and literacy show that females are behind males. While female adult literacy rate increased from 63 percent in 2005 to 79 percent in 2015, male literacy rate is still much higher (83 percent in 2005, 90 percent in 2015).⁶⁶ Maternal mortality ratio is still high (SDG 3). The demand for contraception among women and adolescent girls is not fully met. Lao PDR is among the countries with the highest rates of early marriage and adolescent births in the region. Some 32.7 percent of young women aged 20-24 were married before age 18, compared to 10.8 percent of men. The adolescent birth rate is 83 per 1,000.⁶⁷

The social welfare and legal systems need to strengthen mechanisms to protect women and children from violence, and provide legal and counselling services. The issue of physical or sexual violence by a partner or non-partner continues to be a challenge.⁶⁸ The Centre for Counselling and Protection of Women and Children, established by the Lao Women's Union, and its network in 15 provinces have the central role of providing psychological, legal, and health counselling for women and children who are victims of physical, sexual and other forms of violence. The Centre also provides temporary shelter, telephone hotline and subsistence for victims, facilitates legal actions against abusers, provides short-term skills training, and refers cases for further

management and rehabilitation to appropriate institutions.

Women are still constrained in livelihood options and economic opportunities. Women constitute the majority of workers in the informal sectors and among unpaid family workers, largely because they are less educated. Women have less access to farming inputs and credit. In 2015, 61 percent of women in the labour force worked as unpaid family workers, compared to 26 percent of men. One out of every four working women was reported to be an own account worker, compared to one out of two working men. While own account work, especially in the informal sector, can be vulnerable, it also offers greater autonomy and control.⁶⁹

The Constitution of the Lao PDR guarantees equality between men and women in politics, economy, culture, and society, as well as in the family. The Lao Women's Union (LWU), established in 1955 is mandated to represent women of all ethnic groups, to protect women's rights and benefits. LWU is guided by the principle of *Gender Equality for National Development*. It has three campaigns: "Good Citizen, Good Development, and Good Family." and reaches out to women from the national, provincial, district and village levels. The National Commission for the Advancement of Women, Mothers and Children, established since 2003, is mandated to define national policies, strategies, and programmes for the development and promotion of women. It is also responsible for implementing national policy for the advancement of women as well as mainstreaming gender in all sectors. The Women Parliamentarians Caucus was formed in late 2002. It is responsible for organizing female leadership trainings and for gender training workshops for parliamentarians. It has been successful in mobilizing attention on the issue of domestic violence, and is expected to propose new legislation on the matter.

Measurement issues: Gender indicators need more frequent and systematic updates. The indicators relating to early marriage, reproductive health access, and unpaid domestic and care work are collected through five-yearly household surveys, such as the Lao Social Indicators Survey (LSIS), Labour Force Survey (LFS), and LECS. Incorporating the same indicator into more than one survey would provide updates that are more frequent. Administrative systems need to be tailored to measure indicators on adolescent pregnancy and political empowerment. At present, the health administrative data system is not set

up to monitor adolescent pregnancy, which is a proxy for early marriage. Data on the share of women in leadership positions is available, but reporting needs to be standardized (for example, which positions to be reported on). Data on violence against women and girls is not regularly collected, as the measurement has to use special surveys to ensure safety and confidentiality.⁷⁰ In this regard, the 2014 Lao National Survey on Women’s Health and Life Experiences (LNS-WHLE) was groundbreaking. Lao PDR does not have systems yet to monitor female ownership or secure rights over agricultural land – these indicators could be incorporated into existing surveys.

5.2. Looking forward

The Government of Lao PDR is prioritizing the following strategies:

- **Improving the implementation and monitoring of national gender equality laws, policies, and instruments.** These include enforcing the existing family law, which does not allow marriage before the age of consent; the gender output in the Eighth NSEDP; the 2016-2020 Women’s Development Plan, the National Gender Equality Development Plan; the Second National Strategy on Gender Equality (2016-2025), the National Law on Preventing and Combatting Violence against Women and Children, the National Action Plan on Eliminating Violence against Women and Children, and the implementation of the Convention on the Elimination of all forms of Discrimination Against Women (CEDAW).
- **Strengthening national capacity to generate gender statistics and enable gender-sensitive planning.** In May 2000, the Prime Minister’s Office issued a Directive on the inclusion of sex-disaggregated statistics in policy and planning, and on

gender-sensitive development programs/projects. In January 2005, the Prime Minister’s Office issued an additional Notification on the implementation of sex-disaggregated statistics requiring all sectors to apply this widely in practice.

- **Disaggregation of data by sex and age has improved, but is still inconsistent.** Moreover, many areas such as employment, migration, incomes, disability, domestic violence, ethnicity, and residence need robust gender statistics. Data on violence against women and girls need to be regularly collected and monitored with due consideration of the principles to ensure women’s safety and confidentiality.
- **Developing measures to combat violence against women.** Appropriate detection, response, and protection mechanisms are required as well as strengthened institutional capacities. A strong coordinating body and a clear referral system within and across the sectors are also required.
- **Harnessing the full potential of Lao women’s participation in the market economy as entrepreneurs, employees, and consumers.** Appropriate strategies and policies to reduce the gender equality gap in employment will need to be further developed, such as specific support to women SME owners, and to the expansion of vocational training and counselling centres for women.
- **Addressing the issues that prevent adolescent girls from reaching their full potential.** As illustrated in the Infographic, a focus on the adolescent girl will help to accelerate progress towards all SDGs, and in particular SDGs 2, 3, 4, 5 and 8.



The Noi 2030 Framework – Achieving Gender Equality & Empowerment of Adolescent Girls

Noi represents all 700,230 adolescent girls aged 10-19 in Lao PDR.** The unfinished MDG agenda has proven that adolescent girls have been left behind. The SDGs aim to reach those left furthest behind.

Noi was created as an advocacy tool to raise awareness, build partnerships and increase investments in adolescent girls that enable them to achieve their full potential. Noi was launched on the International Day of the Girl Child in 2016.

SDG 2

The high adolescent birth rate is a root cause of the intergenerational cycle of malnutrition, with a **42.6% prevalence rate of anaemia in girls aged 15-19,*** increasing the risk of stunting in children

SDG 3

Gender inequality is intrinsically linked to the **Adolescent Birth Rate** which remains one of the highest in the region at **83 per 1,000** and increases the risk of maternal mortality

SDG 4

41.8% of girls aged 15-17 are currently out of school,* keeping them behind in developing their social and economic potential

SDG 5

Gender inequality impedes Noi's development. This is particularly emphasized in the most recent data on child marriage, revealing that **23.5% of girls aged 15-19 are currently married***

SDG 8

Due to the lack of social protection, **42.4% of girls aged 5-17** are involved in child labour*



Noi's progress is closely monitored through 5 indicators aligned with the global SDG framework until 2030 when she turns 25, using the available disaggregated data on adolescents generated by the Lao Social Indicator Survey every 5 years.

A holistic approach to addressing Noi's obstacles accelerates the progress towards the SDGs, inducing a virtuous circle with a poverty reduction outcome, benefitting Noi, her community and the nation.

*Lao Social Indicator Survey (2017) **Census (2015)

6 CLEAN WATER AND SANITATION



Lao PDR has made impressive achievements in safe water & sanitation



In households without water, 79% of water collectors are women



6.1. Progress and challenges

Lao PDR achieved the MDG target on improved water and sanitation.⁷¹ In 2015, 76 percent and 71 percent of the population respectively had access to improved sources of drinking water and improved sanitation facilities.⁷² The high prevalence of open defecation - an estimated 23 percent in 2015 - is still a concern.⁷³ The LSIS 2016/17 was able to measure access to "safely managed services" at 15.3 percent (the source water was tested and free of E. coli), while 54.1 percent of the population have a handwashing facility with water and soap or detergent.

Disparities remain significant. The difference in safe water coverage between urban and rural was 17 percentage points in 2015.⁷⁴ The gap between uneducated families and better-educated families and that between the richest and poorest quintiles is much larger (over 30 percentage points in 2011/12).⁷⁵ Disparities in safe sanitation are far greater, with 38 percentage points difference between rural and urban areas in 2015.⁷⁶ Sanitation coverage is eight times better among the rich than among the poor. Among disadvantaged groups, more than half still practice open defecation.⁷⁷

Lao PDR is rich in water resources. Water resources in the country are used in several sectors including irrigation, hydropower, navigation, fisheries, urban water supply, and rural water supply. Water usage is predominantly agricultural.⁷⁸ More attention is needed to water stress, water use efficiency, and water safety. Mountain springs and streams, and shallow groundwater are the main sources for rural and small-town water supply. Surface water is the main source for urban water supply. Water pollution from agricultural and industrial sectors, including mineral exploitation, is an emerging problem. Arsenic contamination has been mapped in some areas.

The Water and Water Resources Law, updated and approved by the National Assembly in 2017, aims to improve the sustainability of Lao's water resources. The law is expected to influence the monitoring, management and planning of the country's vast rivers. New provisions have been added on water rights and use, including wastewater discharge permits, wetlands and water-resources protection, ground-water management, and river-basin management. Additionally, the law expands the terms and conditions of large, medium, and small-scale uses and includes articles on environmental

flows for hydropower as well as stipulations related to irrigation use. The process benefitted from extensive consultations with a wide range of stakeholders, including the private sector.

Measurement issues: The indicator on open defecation needs to be monitored since this remains a priority issue. Data collection systems are not yet set up to monitor the SDG indicators on safely treated wastewater, bodies of water with good ambient water quality, and water use efficiency. Tracking financing and policies for water and sanitation is also a challenge. Policies and procedures for participation of local communities in water and sanitation management cannot yet be tracked, since monitoring systems for rural water and sanitation services are still incomplete.

6.2. Looking forward

The Government of Lao PDR is prioritizing the following strategies:

- **Addressing the issue of water safety and quality.** This requires wide-ranging measures, from providing safe water supply for arsenic-affected areas, to preventing sewerage and other pollutants from entering the river system.
- **Expanding rural sanitation.** The government is scaling up its pilot initiative in Champasak and Sekong provinces.
- **Promoting behaviour change programmes to improve hygiene and stop defecation.** Both social and health reasons are needed to change behaviour, since health messages in themselves may not be persuasive enough. Consequently, such programmes will require the involvement of different local authorities, not only health.
- **Preventing the release of toxic and chemical wastes from economic development activities into river systems and associated watersheds.** Management and control by local administrations will need to be strengthened.
- **Conducting water resources assessments and river basin planning as part of the Mekong Integrated Water Resource Management Project.** This follows the approval of the updated 2017 Water and Water Resources Law and will feed into the National River Basin Development Strategy 2030 and Five-Year Action Plan (2018-2022).

7 AFFORDABLE AND CLEAN ENERGY



Percentage of population with access to electricity



96%



Lao PDR aims to establish mini electricity grids (hydro/solar)



Mini grids target



Rural Communities



Schools & literacy centers



Agricultural Facilities



Health Centers



Tourism

7.1. Progress and challenges

By 2016, 92 percent of households in Lao PDR had access to electricity.⁷⁹ The highest household electrification ratio is in Vientiane Capital (100 percent) and the lowest in Sekong (74 percent).⁸⁰ Even in rural areas with no road access, 37 percent of households had access to electricity.⁸¹

The power sector in Lao PDR has been a major source of growth over the past two decades.

The expansion of the power sector supported an impressive electrification effort, improving livelihoods and supporting businesses. The quality of electricity has been rated positively compared to neighbouring countries.⁸² The sector's contribution to fiscal revenues has been relatively modest. Government revenues from the power sector are expected to increase gradually in going forward. Lao PDR is blessed with abundant hydropower resources and has high energy efficiency due to the dominant role of hydropower in the mix of energy sources in Lao PDR.

Households' use of clean fuels and technology is still low. Only 4 percent and 2 percent of households respectively use electricity and gas for cooking,⁸³ which are less hazardous to health and the environment than the alternatives. Two-thirds of households prefer to use firewood for cooking, and around one-quarter use charcoal, which is a wood product.

Measurement issues: Energy access is measured by the electrification ratio and by the use of clean fuels and technology.⁸⁴ The electrification ratio is available from administrative data systems in the Ministry of Energy and Mines and from census /survey data. The proportion of population with primary reliance on clean fuels and technology is obtained only from census or survey data on the use of cooking fuel by households. Renewable energy share and energy intensity are calculated by the International Energy Agency from national energy balances and statistics produced by the Ministry of Energy and Mines.⁸⁵

7.2. Looking forward

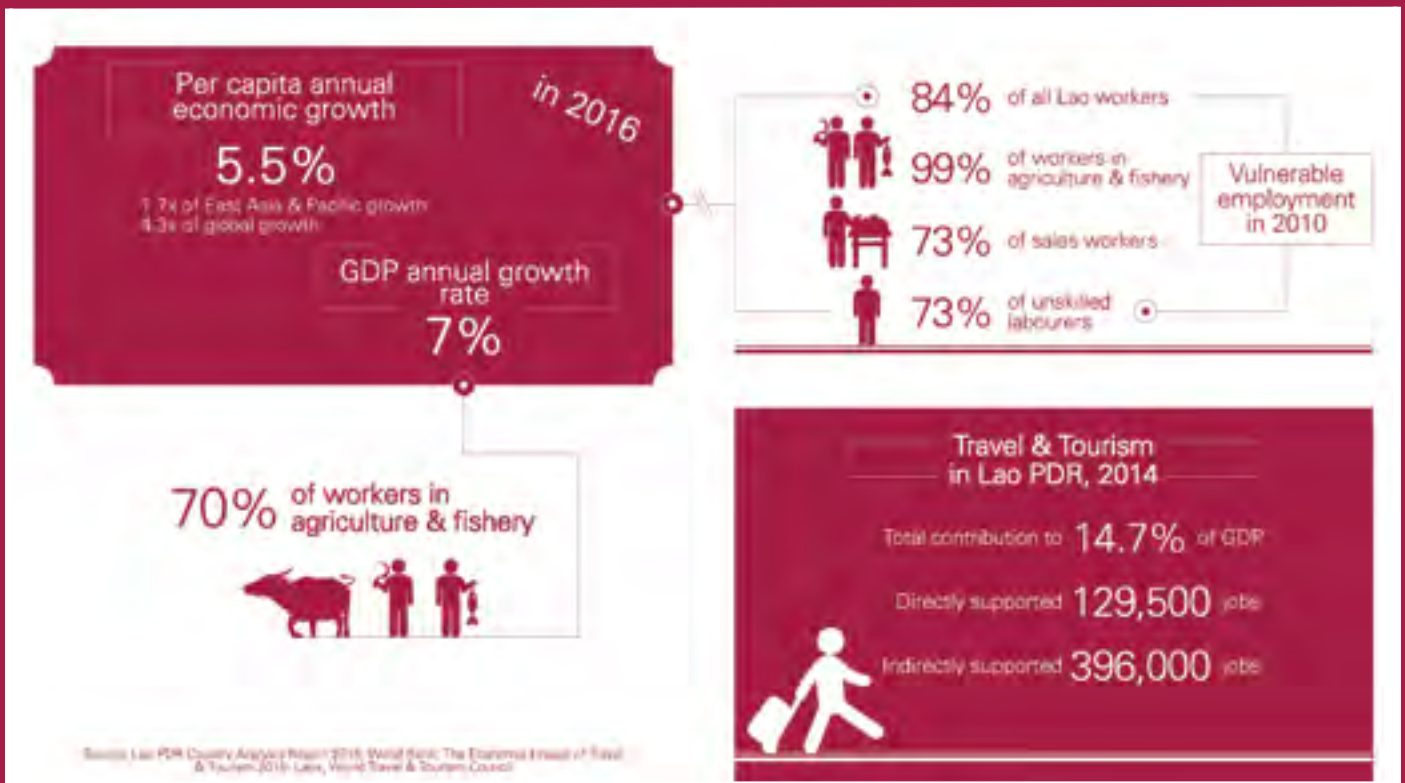
The Government of Lao PDR is prioritizing the following strategies:

- **Making the power sector more**

sustainable. This means strengthening the power system planning and the project selection process to ensure that only economically viable, fiscally sustainable, and environmentally justifiable projects are selected. Investments would have higher returns and lower risks but would be fewer. The public entities in the power sector needs to be strengthened through stronger financial and corporate management and improved commercial orientation.

- **Meeting domestic demand for energy.** Domestic demand for electricity is expected to increase, reflecting the government's policy on the acceleration of rural electrification and industrial development. Since the supply sources are largely in the north and south, while the growth in demand will be most rapid in the central region, the planned investments in transmission and distribution systems are projected to require substantial increase in financial resources. Therefore, options to achieve similar results in system operations but at much lower costs to the public sector will need to be explored, such as involving the private sector.
- **Developing the country's hydropower resources sustainably and optimally.** Harnessing the potential on a sustainable basis requires addressing the associated challenges, such as assessing and minimizing negative social and environmental impacts, balancing domestic consumption needs and export opportunities, and using revenues generated from electricity exports to decrease the dependence on natural resource-intensive sectors.
- **Developing renewable energies beyond the development of hydropower export potential.** Lao PDR's Renewable Energy Development Strategy sets out the efficient utilization and development of all energy resources. Policy priorities focus on small power development for self-sufficiency and grid connection, biofuels production and marketing, and development of other clean energies in the country.⁸⁶
- **Strengthening institutions in the energy sector.** Institutional strengthening is required to promote renewable energy and energy efficiency, and improve energy demand-side management, energy auditing, and regulatory interventions.⁸⁷

8 DECENT WORK AND ECONOMIC GROWTH



8.1. Progress and challenges

The Lao PDR economy is still heavily reliant on natural resource sectors. The economic growth has been largely resource-driven and capital-intensive, but not broad-based and inclusive generating sufficient productive employment. Labour productivity grew significantly from 1995, but remains low and without sufficient impact on the agriculture and fishery sectors,⁸⁸ which account for about 70 percent of employed persons.⁸⁹ The agriculture sector has low productivity (4 to 10 times lower than non-agricultural sectors in 2010).⁹⁰ In this context, the further development of local SMEs are key to diversifying the economy (see SDG 9).

The two Labour Surveys (2010 and 2017) use different concepts. The 2017 Labour Force Survey applies the new concept of statistics of work, employment, and labour underutilization adopted by the 19th International Conference of Labour Statisticians in 2013. The important difference from the previous definition is that those who worked solely or mainly for own consumption during the reference period are no longer considered to be in employment but to be outside the labour force. The application of this new concept significantly alters the description of the labour market particularly in an agrarian economy with considerable proportion of the population in subsistence activities.⁹¹ Additionally, the results from the two surveys are not directly comparable.

A large proportion of the working age population work in subsistence-level activities, mainly for own consumption, and decent work opportunities are limited. The high level of vulnerable work is driven by the agriculture and fishery sector, sales workers, and elementary occupations.⁹² Most agricultural work and informal sector work are characterized by low incomes, poor working conditions, and inadequate access to social protection and workplace representation. Lao migrant workers are a vulnerable group, accounting for around 8 percent of Lao PDR's working population,⁹³ and mostly working in Thailand.

Child labour statistics date from 2010, when Lao PDR undertook the first-ever Child Labour Survey (LCLS). The survey highlighted the government's commitment to eliminating the worst forms of child labour, according to the International Labour Organization's (ILO) conventions on child labour. Lao PDR's Labour Law 2013 sets the minimum age for working children at 14 years. However, enforcement and

monitoring the law still need strengthening. About 15 percent of children (17 percent of girls and 13 percent of boys) aged 5 to 17 years were working children or children in employment. In Lao PDR, child labour and working children are largely rural phenomena.

Access to social protection is still inadequate. Only workers employed in the formal Lao economy have social security coverage, while workers in the informal economy have inadequate access to basic coverage. Health insurance coverage is still low.

The skills gap in the labour force needs to be addressed. To meet the market demand for medium- and high-skilled workers, especially within the ASEAN Economic Community (AEC), special efforts will be needed to upgrade education and training for young people, improve labour skills, raise national skills standards, and promote mutual recognition of qualifications.

Measurement issues - labour: Labour force surveys and censuses provide much of the data. The 2017 LFS (see above) has come up with new statistics on employment, unemployment, and labour underutilization. Because of restrictive methods used to identify the labour force, the unemployment rate is high and labour force participation rate low, highlighting the challenges of insufficient productive employment opportunities. The 2017 LFS also estimates statistics for work in the informal sector and informal employment outside the informal sector. The share of own account workers and unpaid family workers is a good proxy for the proportion of informal employment in non-agricultural employment,⁹⁴ but it provides little information on policy measures that can encourage formalization. Census or special surveys are also required for child labour statistics. The indicator on government spending in social protection and employment programmes requires establishing mechanisms for regular monitoring. Systems for monitoring occupational safety and health need improvement: the government can track the number of cases of occupational injury but not frequency rates.⁹⁵

Measurement issues - economic growth: Financial services access indicators, which have been localized, are monitored by the Bank of Lao PDR (BoL) through its administrative systems. Other SDG 8 indicators can be monitored with administrative systems, but capacity needs to be built up. The Ministry of Industry and Commerce tracks the indicators on the time required to clear imports and obtain an operating license. Sustainable

tourism can only be measured through a proxy indicator, as the system for national accounts is not yet fully developed.

8.2. Looking forward

The Government is in the process of formulating the First National Rural Employment Strategy, which will enhance collaboration and synergy among national and provincial authorities towards increasing rural incomes and employment, as well as strengthen labour and social protection in rural areas. The Government is prioritizing the following strategies:

- **Promoting agriculture sector productivity and increased earnings for farm workers.** This is key to poverty reduction and livelihood improvement in Lao PDR. Measures include (i) improving design and maintenance of irrigation systems, (ii) improving access to infrastructure (SDG 9), (iii) increasing value capture by smallholder farmers through partnerships with private enterprises and government linkage support, (iv) improving production and processing facilities with private sector involvement, (v) promoting labour-saving technologies suitable for small-scale farms and producer groups, (vi) organizing producer groups and cooperatives for improved access to input and product markets, (vii) facilitating rural finance, and (viii) incorporating the value chain approach into extension services to promote private investments in the rice value chain, and possibly in higher value-adding crops.
- **Ensuring compliance with labour and social security laws to avoid exacerbating inequalities** especially in terms of minimum wages, promoting policies that ensure the protection of workers and a safe and healthy working environment will provide the incentives and support for workers to retain employment in the non-agriculture sector.
- **Investing in training and skills development of the labour force.** Those working in the informal economy remain a predominant part of the Lao economy. Many still face the barriers of accessing skills. Consequently, formal training systems need to be reoriented and made

more flexible to meet the needs of informal workers. The government is developing national skills standards, and testing and certification systems benchmarked with standards of other ASEAN economies and is seeking to make the TVET system more responsive to labour market needs. Skills training and upgrading will also be achieved through public-private partnerships.

- **Promoting employment services to serve jobseekers and employers with different needs.** Strong public employment services play an important role in job matching, enhancing employability, addressing skill mismatches, and linking support directly to employers and workers through various labour market programmes. To expand coverage and provide additional services to specific target groups, collaboration will be enhanced with private employment agencies, non-profit organizations, and non-governmental institutions. The private employment services will also require appropriate regulation.
- **Strengthening institutional capacities.** Support is required to develop labour market information and analysis, strengthen institutional data systems to monitor and support implementation of labour-related laws and policies, and ensure a social protection floor (see also SDG 1).
- **Increasing efforts that enhance foreign investors' linkages with the local economy,** through labour markets, supply chain linkages, demonstration, and collaboration.
- **Promote the One District, One Product Strategy.** This is a government strategy to reduce poverty, create jobs, equip people with relevant skills, and bring Lao products to the regional and international market. In May 2017, the Trade Department under the Ministry of Industry and Commerce recorded more than 484 products from 17 provinces and Vientiane Capital, and awarded more than 130 businesses with the One District, One Product trademark.

9 INDUSTRY, INNOVATION AND INFRASTRUCTURE



Percentage of villages with all-season road access: **84.5%**



141
out of
190

Lao PDR's rank in ease of doing business in 2017

Source: East Asia & Pacific Economic Update 2017 & Economic Transformation in Lao PDR. © International Development Economics Association. World Bank. Retrieved from <http://www.worldbank.org/laos>

• **53%** of population registered as mobile phone users in 2015

Manufacturing $\frac{1}{10}$ of the Lao economy

Agriculture $\frac{1}{4}$ of the Lao economy

7 out of 10 workers are in agriculture, forestry or fishing

write

1 out of 10 workers are in manufacturing, construction or transportation

Low agricultural productivity

Rice sector problems:



Low-quality seeds



Limited technical skills & advice



Limited infrastructure



Limited resilience to climate variations

9.1. Progress and challenges

Lao PDR had made tremendous progress in developing its transport infrastructure.

Around 85 percent of the rural population now live in villages with all-weather road access. Regional transport linkages have improved connectivity to neighbouring countries, leading to increased intraregional trade. Road transport accounts for nearly 90 percent of passengers, and some 81 percent of freight volumes.⁹⁶ The length and quality of the road infrastructure still need improvement, especially in rural areas, while urban areas need better transport infrastructure and services. The new Lao PDR Road Sector II Project is part of the country's national program to build climate-resilient roads and infrastructure.⁹⁷

The Government of Lao PDR places high importance on science, technology, and innovation in the country's development.

This is shown by the Eighth NSEDP, which commits to enhancing local innovation and promoting the use of science, technology, and telecommunications across all outputs and outcomes. The same commitment has been demonstrated in top political forums. The Ministry of Science and Technology participated in the 2015 Declaration of the Seventh World Science Forum on the Enabling Power of Science held in Hungary in 2015, which offered approaches and lessons that could be adapted to the context of Lao PDR. In this regard, much support is needed in capacity building and human resource development to ensure that Lao citizens are well equipped with relevant knowledge and technologies to turn policy into action and to accelerate the development of Lao PDR in the right direction.

SMEs and micro, small and medium enterprises (MSMEs) are major employers but their productivity is relatively low. SMEs and MSMEs are hampered by skill shortages and the lack of access to technology, finance, and markets. Small (and registered) firms in Lao PDR consider access to finance as one of their three major obstacles for business growth. The 2012 report on Enterprise Surveys⁹⁸ showed that access to finance was also a major challenge to firm start-up, maintenance, and expansion. Firms cited the extensive requirements by banks for loan documentation and collateral as key barriers.⁹⁹ The 2016 report shows that access to finance was among the top five major obstacles for business growth.¹⁰⁰ BoL statistics also reveals that while SMEs account for over 98 percent of enterprises in Lao

PDR, only 20 percent of bank credit goes to SMEs.

Access to technology is required especially for the development of agro-industries and food industries. SMEs will need to address product quality and productivity to cope with increasing competition within ASEAN.¹⁰¹ Skill shortages are reported by medium-sized businesses as the most serious constraint.¹⁰² The government has made concerted efforts to apply appropriate policies to improve the business environment, enhance access to finance for the private sector, and improve cross-border trade.

The further development of local SMEs is a key policy priority. The key objectives of the SME Development Plan 2016-2020¹⁰³ are (i) to improve the enabling environment for SMEs; (ii) to enhance the competitiveness and sustainable growth of Lao SMEs, and (ii) to enable their integration into regional (especially the ASEAN Economic Community) and international markets. The SME Development Plan 2016-2020 covers the following priorities: (i) the promotion of productivity, technology and innovation, (ii) the promotion of access to finance, (iii) the promotion of access to business development services, (iv) the enhancement of market access and expansion, (v) the strengthening of entrepreneurial development, (vi) the policy to create a favourable environment for businesses, and (vii) policies on customs and taxation.

Promoting SMEs will be especially beneficial for women. Women make up more than half the owners of newly registered enterprises.¹⁰⁴ Around 31 percent of formal enterprises with more than five employees are owned by females in Lao PDR, which compares favourably with many countries, but is still lower than the average for East Asia. Female-owned firms are more likely to operate in the retail sector and less in the manufacturing sector. Those firms owned by women are much smaller in terms of number of employees compared to firms owned by men. The legal framework for doing business does not have gender discriminatory elements, but in practice, household responsibilities and lack of mobility due to personal duties makes it more difficult to start a business. Female entrepreneurs in Lao PDR are also less likely to have a bank account or credit line.¹⁰⁵

Measurement issues: Road access is tracked through the country's National Committee for Rural Development and Poverty Eradication (NCRDPE), which counts only the villages that are accessible with all-weather roads, a stan-

standard higher than the global indicator, which specifies only that the population live within 2 km of an all-season road. Data on passenger and freight volumes are collected annually by the Ministry of Transport. The Ministry of Post and Telecommunications can report on the share of population covered by a mobile network by collecting the data from internet service providers and using population estimates from the Lao Statistics Bureau (LSB). Monitoring official development assistance (ODA) and other official flows to infrastructure will require more work, since external funding for infrastructure goes outside the Government budget system, making it difficult to monitor total inflows. The indicators for inclusive and sustainable industrialization requires special surveys of manufacturing establishments. Only international estimates are available for the indicator on CO₂ emission.¹⁰⁶

9.2. Looking forward

The Government of Lao PDR is prioritizing the following strategies:

- **Promoting the growth of SMEs.** The Eighth NSEDP focuses on enhancing the competitiveness of locally owned SMEs. The Department of Small and Medium Enterprise Promotion in the Ministry of Industry and Commerce is the government agency responsible for SME development. It is still a young institution and needs capacity strengthening to improve the policy framework, eliminate bureaucratic barriers, and introduce measures to enable SMEs

to take advantage of Lao PDR's increased trade openness.

- **Strengthening the links between FDI and SMEs.** Despite dependence on FDI, the linkages to the local economy are weak. Policies and supportive measures are needed to support local SMEs and incentivize FDI firms to source their supply chains from such SMEs.
- **Managing the establishment and development of Special and Specific Economic Zones (SEZs) in line with best practices.** Additional resources and expertise are needed to support SEZ development.
- **Promoting Green Growth.** The Eighth NSEDP has indicators that allow the Government to track the country's Green Growth status. The indicators include those related to social and environmental criteria for public infrastructure investment projects, concessions, and SEZ projects; diversification away from the resource sector, and education and certification to this end; labour productivity in resource and non-resource sectors; water and sanitation; nature tourism sites; forest coverage; natural disaster impacts; sustainable management of production forests; initial environmental examination and environmental impact assessment processes for development projects; land use classification; Green and Clean Towns; and biodiversity.



10 REDUCED INEQUALITIES



Lao PDR's rapid economic growth has not sufficiently resulted in reduction of poverty



x4 faster poverty reduction in urban than in rural areas

(from 2008 to 2013)

- ➔ 16% decline in poverty in whole country
- But poverty increased in Bolei, Champassak and Saravane
- Widening development gap between urban and rural areas

23% national poverty rate



Factors influencing poverty rate



Ethnicity



Education



Geographic location



Gender

www.nepo.gov.la | www.nepo.gov.la | www.nepo.gov.la

10.1. Progress and challenges

Tracking the inclusiveness of growth in Lao PDR is crucial. Lao PDR has a high GDP growth rates. The World Bank estimates that for every percent of GDP growth, poverty declined by 0.4 percent. However, inequality has widened, with an increase in Gini coefficient, and the gains for the bottom 40 percent are lower than the gains for the rest of the population.¹⁰⁷

Non-monetary dimensions of deprivation add to the impact of poverty on vulnerable groups. These include persistently high malnutrition, low female literacy and education, high rates of adolescent pregnancies, lack of access to and uneven quality of basic services. The majority of working age people from these vulnerable groups have incomplete primary education or no formal education, which limit their livelihood options.

Measurement issues: Systems are already in place to track the status of the left behind population, but the administrative data may need some retooling. LECS data and administrative data from the Poverty Monitoring Programme of the NCRDPE can both be used; the latter approach may need revisiting to produce regular data on income for the SDG indicators. Lao PDR has localized the indicators for the target on financial regulation and monitoring. Other SDG 10 indicators face measurement challenges. The impact of sound fiscal, wage and social protection policies is meant to be tracked through the labour share of GDP, comprising wages and social protection transfers. Currently, only the labour (wages) share of GDP can be reported. Other data gaps relate to discrimination and migration.

10.2. Looking forward

The Government of Lao PDR is prioritizing the following strategies:

- **Increase the access of the poor to services, livelihoods, and resources.** Lao PDR is working with development partners to implement a range of measures aimed at reducing gross inequities in basic services and resource distribution. These include measures such as ensuring good local governance, empowering communities to participate in decision making, expanding livelihood options, enhancing resilience to economic and climate-related setbacks, providing basic services, creating jobs, and providing skills, training and education. Policies for consolidation of villages and subsequent resettlement will promote adequate infrastructure provision, as well as capacity development and access to productive land for the resettled groups.
- **Strengthening social protection systems to cover vulnerable groups.** While significant progress has been made on reducing poverty (SDG 1), access to social security coverage remains limited and welfare programmes are fragmented. Support is required to widen the scope of social protection schemes.¹⁰⁸ (SDG target 1.3 and SDG 8).
- **Adopting good international practice for SEZs and financial sector laws.** The Government is currently revising laws and related regulations towards compliance with international standards (including the localized indicator 10.5.1). The Payment System Law was approved in 2017, while the Law on Commercial Bank and Securities Law is expected to be approved in 2019.



11 SUSTAINABLE CITIES AND COMMUNITIES



Share of urban population
 $\frac{1}{3}$ of total population

Global average: 54%



Urban air pollution
2nd highest in ASEAN
countries

82% of urban population burn wood & charcoal for cooking

High levels of fine particles in the air:
33.5 $\mu\text{g}/\text{m}^3$ annually

4.5%

$\frac{2}{3}$

of population growth in
Vientiane Capital caused
by net migration

Urban
population
growth
2005-2015



In Vientiane Capital, provision of
basic urban services is lagging
behind population growth

To meet national targets,
investments needed until
2020:

US\$ 19 m

for urban water supply

US\$ 12 m

for urban sanitation



11.1. Progress and challenges

Urbanization needs urgent attention.

Census data show that the share of the urban population has increased from 27 percent in 2005 to 33 percent in 2015. This is largely due to rural-urban migration. More than two-thirds of population growth in Vientiane Capital in recent years was caused by net in-migration.¹⁰⁹ While the current level of urbanization in Lao PDR is low compared to the global average (54 percent in 2014),¹¹⁰ further growth of Lao PDR's cities can be expected. It will be important to invest in city and transport policies and infrastructure that are conducive to developing sustainable and liveable cities.

The Vientiane city core area is being developed into an environmentally sustainable and pedestrian-friendly city.

Following an urban development sector assessment in 2012, the Vientiane Sustainable Urban Transport Project was approved in 2015. The project aims to improve transportation systems in the capital city. The project will bring traffic and transportation management under the control of one unique entity. A Bus Rapid Transit system will be developed for Vientiane Capital, followed by improved traffic management, paid parking systems, and better accessibility for pedestrians and non-motor traffic in the core of the city.¹¹¹

Lao PDR has numerous heritage sites. Lao PDR has more than 2,000 tourist sites, of which there are 1,200 nature sites, over 600 cultural sites, around 300 historical sites, and two world heritage towns.¹¹² In 2014, Luang Prabang Province received the prestigious ASEAN Environmentally Sustainable City (ESC) Award. The Award recognized the exemplary initiative to keep the city clean, green, and liveable even as it continued to grow as a centre of economic activity.¹¹³ Luang Prabang has also been awarded as ASEAN Clean Tourist City.

Measurement issues: Lao PDR has adopted its own definition of inadequate housing. The UN definition notes that this SDG indicator means households that lack one or more of the following: durable housing, sufficient living space, easy access to safe water, access to adequate sanitation, and security of tenure. In the Lao context, the 2013 MDG Progress Report¹¹⁴ defined "inadequate housing" as houses with any one of the following: unsafe water, inadequate sanitation, and earthen floor (or floor with "fundamental materials"). The same approach is taken for SDG 11. Protection of cultural and natural heritage is measured by

the number of sites and state budget support to these sites. Ecotourism sites will be measured separately from cultural and historical sites, as this was one of the green growth indicators adopted for the NSEDP. Moreover, the "state budget support" to these sites will need to be defined. The Ministry of Natural Resources and Environment can report on the air quality in selected cities (i.e., the annual mean levels of fine particulate matter), but only on PM10 and not on PM2.5, although both are required. While the indicator should be weighted by population;¹¹⁵ it may not be possible to do nationwide population weighting since air quality is measured only in certain cities. Data is unavailable on the global indicators related to sustainable transport systems, urban planning, and management.

Government methodology and data collection are not aligned with international disaster data collection initiatives, such as EM-DAT.¹¹⁶ EM-DAT data should use national-level data which is more granular. Harmonizing may be needed on definitions and data collection methods. Additionally, the international procedures for measuring direct economic losses need technical support e.g., for Post-Disaster Needs Assessment.¹¹⁷

11.2. Looking forward

The Government of Lao PDR is prioritizing the following strategies:

- **Making cities and towns better places to live in.** The Eighth NSEDP includes programmes to enhance urban water and urban sanitation, improve public governance and administration, and establish "Green and Clean Towns" (including climate-smart planning). The Department of Housing and Urban Planning, and the Ministry of Public Works and Transportation have adopted an urban sector strategy. This includes strategies on solid waste, water sector investment, urban sanitation, capacity development for urban planning and development authorities; improvement of the legal and regulatory framework for the urban sector; urban transport and housing development. Priority will be given to roads in commercial and high-density areas and to roads leading to markets, schools, hospitals, and other public facilities. Private investment in transport infrastructure and services is needed.¹¹⁸
- **Preparing instruments for sustainable land use.** The Ministry of Natural Resources and Environment (MoNRE) is developing

“Clean and Beautiful Guidelines” as part of promoting environmental quality, which are expected to be approved in the near future. MoNRE is also in the process of proposing the National Land Use Master Plan to the National Assembly for consideration.

- **Strengthening management controls to protect heritage sites.** Tourism in protected areas needs to be properly managed to generate opportunities for local economic diversification, prevent degradation, and raise public revenue for the preservation of assets. Cultural and historical sites need more stringent use and enforcement of

cultural heritage impact assessments as part of development planning, strengthened conservation planning, heritage education for residents and tourists, promotion of cultural industries, and reinvestment of taxes and fees into heritage conservation.

- **Strengthening data systems on sustainable cities.** Systems to collect data for indicators on housing, waste management, pollution and urban transport need to be strengthened and definitions made more consistent.



12 RESPONSIBLE CONSUMPTION AND PRODUCTION



Waste collection services are incomplete:

Vientiane Capital	Luang Prabang	Savannakhet	Chiengkhet
60%	60%	70%	42%



10% Estimated recycling rate of solid waste



Waste

Each Lao city dweller produces 256 kg of waste annually.



Source: Lao PDR Country Analysis Report 2019, Washington, DC: World Bank, 2019; and World Bank Review of Solid Waste Management, Washington, DC: World Bank, 2018; Center for Urban Municipal Solid Waste, Institute of Solid Waste Management, Chulalongkornrajavidyalaya University, Bangkok, 2018; and Phrasomkij, K. A guide to improving municipal solid waste management in Lao PDR. www.wasteandclimate.org, 2012. Institute for Global Environmental Studies.

12.1. Progress and challenges

The efficient use and sustainable management of natural resources is a priority for Lao PDR. This priority has been mainstreamed into the Eighth NSEDP under the third outcome of Environmental Protection and Sustainable Natural Resources Management.

Ecotourism is also a national priority in the Eighth NSEDP. It is part of at least two Green Growth indicators. Outcome 1, Output 5 and Outcome 2, Outputs 6 in the NSEDP promote tourism and ecotourism. The Government has committed to ecotourism in the Lao PDR Action Plan to implement the 2016 Pakse Declaration on ASEAN Roadmap for Strategic Development of Ecotourism Clusters & Tourism Corridors.¹¹⁹

Measurement issues: Most targets under SDG 12 still lack robust measurement systems. The Ministry of Natural Resources and Environment, with international support, is still setting up systems for measuring indicators such as the Sustainable Consumption and Production (SCP), National Action Plan, material footprint, material footprint per capita, and material footprint per GDP. Localized indicators have been developed to monitor Target 12.8 on information and awareness for sustainable development and lifestyles, and Target 12.b on sustainable development impacts for sustainable tourism. The

indicators will require the MoES to implement curricula changes to incorporate education on sustainable development and track the number of universities with sustainability campus plans. The Ministry of Information, Culture and Tourism will need to report on the implementation of the Lao PDR Action Plan for the Pakse Declaration (Annex 1).

12.2. Looking forward

The Government's Green Growth Strategy potentially fits with SDG 12 (Box 1). The relative newness of sustainable consumption and production in Lao PDR means that policy and operational frameworks are inadequate.

- Both policy makers and the public need to be made aware of SDG 12.
- The national policy framework on sustainable consumption and production should fit with existing frameworks. To this end, MoNRE is in the process of identifying Green Procurement guidelines and indicators that will fit into the Lao context.
- SMEs will need to develop their human resources and skills, while Government entities and SMEs will need access to the best available technologies and environmental practices, innovations and marketing tools.

Box 1. The National Green Growth Strategy of the Lao People's Democratic Republic

On 8 December 2016, the Government of Lao PDR established a Green Growth National Steering Committee to guide and lead green growth activities countrywide. The National Green Growth Strategy of the Lao PDR is still in the consultation process. It aims to ensure the achievement of national goals and targets in an efficient, effective, and sustainable manner. The Strategy mainstreams the "Green Growth Agenda" into Lao PDR's Vision 2030, Ten-Year Strategy (2016-2025) and the Eighth Five-Year Socio-Economic Development Plan (2016-2020).

The National Green Growth Strategy does not "belong" only to SDG 12, which is only part of the Strategy. Rather, the Strategy extends across several SDGs, but it is discussed here for convenience. Within the NSEDP, there are currently 15 indicators linked to Green Growth. Work is ongoing to review and revise these as necessary, depending on the development of the National Green Growth Strategy.

The current indicators in the Eighth NSEDP linked to Green Growth include those related to social and environmental criteria for large public infrastructure investment projects and concessions; the processes of initial environmental examination and environmental impact assessment for development projects; diversification away from the resources sector; education and certification in the non-resource sectors; labour productivity in resource and non-resource sectors; water and sanitation; nature tourism sites; forest coverage; natural disaster impacts; sustainable management of production forests; land use classification; Green and Clean Towns; and biodiversity.

13 CLIMATE ACTION



Lao PDR is on track to phase out ozone-depleting substances

The use of these chemical agents has declined to near-zero in 2014



increase in extreme weather events, such as droughts & floods

Source: Lao PDR Country Analysis Report 2013: Emergency Events Database (EM-EDAT), Center for Research on the Epidemiology of Disasters, Belgium



21 big floods & storms

over 500,000 people affected in each major event

From 1990 to 2015

US\$ 560 million total estimated damages

Greenhouse gas inventories 1990 - 2000


Greenhouse gas emissions x2

CO₂

CH₄

N₂O

due to logging & agriculture



13.1. Progress and challenges

Lao PDR is highly vulnerable to the impacts of natural hazards and climate change.

Lao PDR is exposed to a range of natural phenomena, including typhoons, floods, landslides, droughts, strong winds, as well as small scale earthquakes in the northern parts of the country. The country is seeing an increased frequency and intensity of extreme weather events, such as droughts and floods. The majority of floods occur in the central and southern parts of the country along the Mekong plain. From 1990 to 2015, Lao PDR had 21 floods and storms, with the more severe ones affecting over 500,000 people.¹²⁰ Reducing the impact of these disasters on the population will require effective disaster preparedness and risk reduction.

The impact will be felt on crops, livestock, fisheries, and communities in Lao PDR.

Changes in rainfall and temperature patterns have significant ramifications for ecosystems, and communities and the livelihoods that depend on them. More precipitation during the traditional growing season will affect crops through increased flooding, waterlogging of soils, and higher incidence of fungal disease and pests. Large rainfall events are expected to occur more frequently, triggering floods and landslides.¹²¹ Lao PDR's capture fisheries in their current form are highly vulnerable to climate change. The projected increase in both average and extreme temperatures are likely to affect health.

On 7 September 2016, Lao PDR became the first ASEAN country to ratify the Paris Agreement on Climate Change.

On that date, Lao PDR passed a national law on its Intended Nationally Determined Contribution, which became the basis of Lao PDR's ratification of the Paris Agreement. On 1 October 2015, the Government submitted its Nationally Determined Contribution (NDC) to the Secretariat of the United Nations Framework Convention on Climate Change (UNFCCC).¹²² Lao PDR's NDC was prepared through an inclusive stakeholder consultation process, and was based on existing national plans and strategies. These include: 7th and 8th National Socio-Economic Development Plans (2011-2015 and 2016-2020), Vision 2030, National Climate Change Strategy (2010), Forestry Strategy to the Year 2020 of the Lao PDR (2005), Renewable Energy Development Strategy (2011), Sustainable Transport Development Strategy (2010), Climate Change Action Plan of Lao PDR for 2013-2020 (2013), National

Adaptation Programme of Action (2009), the Second National Communication to the UNFCCC (2013), and Investment and Financial Flows to Address Climate Change in Energy, Agriculture and Water Sector (2015).

Greenhouse gas emissions have doubled in ten years.

Lao PDR recorded a net sink of CO₂ in 1990 and a net emission by year 2000.¹²³ Of the total CO₂ emissions, nearly all were emitted by land-use change and forestry. The agriculture sector produced the greatest share of methane (CH₄) and nitrous oxide (N₂O).

Phase-out of ozone-depleting substances (ODS) is on track.

These have declined to near-zero in 2014.¹²⁴ The remaining ODS, which are hydro-chlorofluorocarbons, are scheduled to phase out by 2030.¹²⁵

Measurement issues: On resilience and adaptive capacity, the global indicators cover the impact of disaster, and the establishment of disaster risk reduction (DRR) strategies and plans of action. Lao PDR's national and subnational DRR systems will need to be strong on resilience and adaptive capacity, and have clear timelines and action points to facilitate robust monitoring. Target 13.2 promotes the integration of climate change measures into national policies, strategies, and planning. The NDC lists five priority sectors for climate action – agriculture, forestry, health, water, and transport/urban development. Lao PDR will report on the progress of its Intended NDC implementation, which also includes progress on previous commitments such as the 2009 National Adaptation Programme of Action¹²⁶ and the National Strategy on Climate Change. Qualitative reviews will be required to assess the integration of mitigation, adaptation, impact reduction, and early warning into Lao PDR's education curricula at primary, secondary, and tertiary level.

13.2. Looking forward

The Government of Lao PDR is prioritizing the following strategies, as set out in its NDC¹²⁷ submission:

- **Capacity strengthening to establish a credible institution with direct access to climate finance.** Thus far, Lao PDR has received funding through the indirect channel. Since each country's ability to gain direct access to international climate finance will depend largely on its institutional capacities, analysing existing capacities within MoNRE and identifying where capacity should be built is an important starting point.

- **Ensuring that domestic and international finance is successfully acquired, utilized, and accounted for.** This will entail needs assessments, identification of financing sources and access routes, formulation of projects, programmes, and sector-wide approaches to access finance, systems to coordinate, manage and implement projects, and mechanisms for monitoring reporting and verification of climate finance.
- **Strengthening the overall strategy, coordination of NDC implementation and regulatory framework.** Within this established framework, effective arrangements for liaison with responsible line ministries, international stakeholders, and development partners at national and local levels are being put in place to facilitate implementation of the NDC.
- **Strengthening national technical capacity in mitigation and adaptation.** One of the most crucial requirements is to strengthen technical capacity – not just across sectors, but at all levels of engagement from central government decision-makers through to local levels and technical staff.
- **Strengthening institutional capacities for monitoring, reporting, and verification (MRV) of the NDC.** Lao PDR recognizes that a sound MRV system is the cornerstone of effective national implementation, as it allows progress against implementation plans to be demonstrated and provides data for learning for future project development. The government will need to develop a greenhouse gas inventory system, a Nationally Appropriate Mitigation Action (NAMA) MRV framework, adaptation evaluation indicators and tracking systems for climate finance. These will be based on readiness assessments to assess the current organizational arrangements, personnel capacity, national policies, and existing domestic MRV systems.



14 LIFE BELOW WATER



Lao PDR's diverse freshwater ecosystem provides food & livelihood security



but is also under threat

- 481 fish species
- 37 amphibian species
- 7 species of crabs
- 10 species of shrimp

Lao PDR's freshwater harbours more than



34% volume of water in rivers and groundwater, per person from 1990 to 2014

Capture fisheries cover

1.2 million ha of water resources

which constitutes 7% of GDP value



Source: UNEP, "Environmental Report 2014: Environmental Governance, Institutions, and Policies of Selected 'Missing Development' Countries", 2014 & "Water Resources in Lao PDR", 2014

14.1. Progress and challenges

Lao PDR has adapted SDG 14 to fit its landlocked country status. The global list of SDGs lacks freshwater resources as a separate goal, although freshwater resources form part of SDG 15. Lao PDR considers that three targets under SDG 14 (14.4, 14.6, and 14.b) are relevant to freshwater resources. Lao PDR, therefore, has replaced the “oceans, seas and marine resources” in the original formulation of SDG 14 with “aquatic resources,” which shall be taken to mean resources relating to lakes, rivers, and streams.

Lao PDR’s diverse freshwater ecosystem provides food and livelihood security. The Lao population rely mainly on subsistence fisheries. Aquaculture is on the increase, but it is still less important than are capture fisheries for food security. The fisheries also support businesses, ranging from services for fishing families to boat builders and fishing gear suppliers.

The country’s aquatic resources are facing threats on multiple fronts. Developments that cause habitat degradation, water pollution or restrict migration affect fisheries. Stringent controls are difficult to enforce, given the multitude of small fisheries and the strong reliance of the population on fishery.

Measurement issues: Indicators for the three relevant targets under SDG 14 have been adapted for use by Lao PDR (Annex 2) but data is not yet available. The management of fish stocks within biologically sustainable levels is a priority for Lao PDR. The country is able to use the kilometres and numbers of fish conservation zones as a proxy indicator. The globally recommended indicator “*Proportion of fish stocks within biologically sustainable levels*” cannot be used, as stock assessments of each stock are currently not available.¹²⁸ It is also not feasible at present to monitor changes in total catch or catch rates. Access for small-scale artisanal fishers to resources and markets can be monitored through the FAO’s Code of Conduct for Responsible Fisheries (CCRF).¹²⁹ The three indicators related to small-scale fisheries are (i) the existence of instruments that specifically target or address the small-scale fisheries sector, (ii) ongoing

specific initiatives to implement the small-scale fisheries Guidelines, and (iii) the existence of mechanisms enabling small-scale fishers and fish workers to contribute to decision-making processes. These three indicators are part of an FAO survey on CCRF implementation.

14.2. Looking forward

The Government of Lao PDR is prioritizing the following strategies:

- **Promoting community and co-management schemes for aquatic resources.** Some of these have been effective in conserving stocks. Community-based fisheries or co-management programmes support Fish Conservation Zones, which are protected areas, usually in deep pools. Additional measures such as total allowable catch limits, transferable or non-transferable quotas, and economic incentives may be needed.
- **Improving the planning and management of the sector.** Better information is required on catches and aquaculture. Inadequate information on the economic significance of the fisheries sector undermines their importance and subsequent management. The fisheries value is estimated to be around 7 percent of the country’s GDP.¹³⁰
- **Optimizing the potential of aquaculture for commercial development and poverty alleviation.** From a financial perspective, aquaculture compares well with alternative traditional enterprises such as rice and capture fishery, and new enterprises, such as fruit and coffee production. However, aquaculture is constrained by the lack of inputs (e.g., fish seed, supplemental feed, and manures), lack of access to credit, technical information, and extension services, and lack of awareness among farmers.¹³¹
- **Reducing vulnerability to climate change.** Lao PDR’s capture fisheries in their current form are highly vulnerable to climate change. The country will need to shift towards greater reliance on aquaculture.

15 LIFE ON LAND



Lao PDR's economy is driven by forestry, agriculture, hydropower & minerals



50% of national wealth

The number of species threatened with extinction

115 in 2008  210 in 2017

Source: Lao PDR's Country Annual Report (2016-2017) and 2017-2018, Lao PDR's Country Annual Report (2017-2018) National Forest Programme, February 2018

2017: 13.73 million hectares

58%
in 2018

of the area of the country

Forest cover

Lao PDR aims to achieve 70% forest cover by 2020

20% of the country are National Protected Areas

29% of all rural villages } report land degradation
37% of upland rural villages }



15.1. Progress and challenges

Definitions are key in monitoring forest cover and sustainable management plans.

Lao PDR's definition of forest sets a higher standard for tree crown cover than that in the international definition (Box 2).

The data source for reporting on forest cover has changed, leading to a new coverage figure.

The new data source is now the forest cover maps being developed by the Department of Forestry of the Ministry of Agriculture and Forestry (MAF) in a five-year cycle. These are proposed to be the basis for reporting on efforts to reduce emissions from deforestation and forest degradation in developing countries (REDD+) as well as for the National Communications Reports to the United Nations Framework Convention on Climate Change (UNFCCC). Accordingly, forest coverage data is now different from that used in 2011, when forest cover was reported to be 40.3 percent,¹³² the figure used by the 2013 MDG Progress Report. Tables 4 and 5 capture the changes made in forest coverage. The current forest area, according to the new data source and definitions, is 58 percent of the land area in Lao PDR (Table 5).

Lao PDR has used its resources to advance the country's growth and development.

However, the Government recognizes that excessive resource use will undermine future growth prospects. Deforestation rates were estimated by the Ministry of Agriculture and Forest as 0.26 percent per annum between 2010 and 2015.¹³³ Continued environmental degradation will negatively affect livelihoods, especially for the poor.

Measurement issues: Most of the SDG 15 indicators required adaptation to fit Lao PDR's national circumstances and definitions. There are still some pending issues – for instance, clear criteria need to be established for what is considered sustainable management of all types of forests. The Prime Minister's Order No. 15, 2016, which imposes a ban on logging from production forests, has been highly effective. It has allowed the forest sector to shift to a more sustainable basis by implementing and testing more participatory models of forest management, and introduce important forest governance reforms including certification and timber legality assurance systems. Certification model testing has started. Therefore, the indicator on production forest certification remains appropriate (indicator 15.2.1). Furthermore, the indicator is already an NSEDP indicator. The proportion of land

area covered by conservation forests is a well-accepted indicator for targets 15.2 and 15.4. Land degradation (light, moderate, and severe) is measured through the Agricultural Census.¹³⁴ Systems still need to be set up within the government to monitor the progress towards biodiversity national targets (target 15.9), financial resources for biodiversity, ecosystems and sustainable forest management (targets 15a and 15b), and the trafficking of protected flora and fauna (target 15.7).

15.2. Looking forward

The Government of Lao PDR is prioritizing the following strategies:

- Strengthening the governance of the natural resource sectors. Reversing deforestation and forest degradation and reversing biodiversity loss are national priorities for Lao PDR. The capacity to manage forests needs to be strengthened, including for ensuring stronger oversight arrangements over salvage logging, enforcing the ban on illegal timber trade, combating poaching and wildlife trafficking, and preventing illegal mining.
- Strengthening implementation of existing national policies and action plans relating to ecosystems and natural resources. These include the Eighth NSEDP 2016–2020, Vision 2030, National Climate Change Strategy (2010), Forestry Strategy to the Year 2020 of the Lao PDR (2005), Renewable Energy Development Strategy (2011), Sustainable Transport Development Strategy (2010), Climate Change Action Plan of Lao PDR for 2013–2020 (2013), National Adaptation Programme of Action (2009), the Second National Communication to the UNFCCC (2013) and the National REDD+ Strategy (to be approved by June 2018).
- Promoting private sector involvement and community benefit sharing. Projects affecting protection forests are required to contribute funds for natural resource management.¹³⁵ These include hydropower projects, which are required to contribute one percent of the total value of the sale of the electricity per annum. The Government has also established the Forest Resource Development Fund from various sources, which needs to be made financially sustainable. Equally, the government with support from development partners will need to continue expanding existing initiatives, such as payment for environmental services and payment from preserving forests for carbon sequestration (e.g., REDD+¹³⁶).

Table 4. Forest and land use in Lao PDR

Land use type	Area	
	Million hectare	Percent
Current forest area	13.7	58
Potential forest area (<20 percent canopy, including areas classified as regenerating vegetation)	6.3	27
Other land uses (including agriculture, urban areas, etc.)	3.7	15

Source: National REDD+ Strategy (Draft as of Feb 2018)

Table 5. Proportion of land covered by forest

Forest Categories	Total Area (million ha)	Million Hectare	Forest cover (Forested area)	
			Percentage within Category	Percentage of total land area
Protection Forest Area	7.99	4.74	59.4	20.0
Conservation Forest Area	4.85	3.56	73.5	15.1
Production Forest Area	3.15	2.20	69.9	9.3
Areas outside the above three forest categories	7.70	3.22	41.9	13.6
Plantation (included in the forest areas inside and outside the above three forest categories)	-	0.14		0.6
Total, all land types	23.68	--	--	--
Total, forest cover ^(a)		13.73		58

Source: National REDD+ Strategy (Draft as of Feb 2018)

^(a) The forest coverage of 58 percent includes 0.14 million hectare of forest plantation...

Box 2. Forest cover definitions

The definition of forest from the UN's Food and Agricultural Organization (FAO)

The FAO's definition of "Forest" is "Land spanning more than 0.5 hectares with trees higher than 5 meters and a canopy cover of more than 10 percent, or trees able to reach these thresholds in situ. It does not include land that is predominantly under agricultural or urban land use."

The definition includes areas with young trees that have not yet reached but which are expected to reach a canopy cover of at least 10 percent and tree height of 5 meters or more. It also includes areas that are temporarily unstocked due to clear-cutting as part of a forest management practice or natural disasters, and which are expected to regenerate within 5 years. In exceptional cases, local conditions may justify the use of a longer time frame. It includes abandoned shifting cultivation land with a regeneration of trees that have, or are expected to reach, a canopy cover of at least 10 percent and tree height of at least 5 meters. While some plantations are included (rubber wood, cork oak and Christmas tree plantations), and areas with bamboo and palms are also included (provided that land use, height and canopy cover criteria are met), the definition excludes tree stands in agricultural production systems, such as fruit tree plantations, oil palm plantations, olive orchards and agroforestry systems where crops are grown under tree cover.

Lao PDR's definition of forest

Current Forest includes natural forests and plantation forests. It refers to land with a tree canopy cover of more than 20 percent and an area of more than 0.5 hectare. The trees should be able to reach a minimum diameter of 10 cm at breast height. The basis for the distinction between forest and other land use groups is the crown density. Oil palm plantations and bamboo forests, however, are not considered as forests.

Potential Forest is a previous forest area where the crown cover has been reduced below 20 percent for one reason or another, such as logging or shifting cultivation. It includes regenerating vegetation (below) and bamboo.

Regenerating Vegetation are previously forested areas where the crown density has been reduced to less than 20 percent because of logging, shifting cultivation or other reasons. If the area is left to grow undisturbed, it will become a forest again. Regenerating Vegetation include abandoned fallow and disturbed stands with a crown density less than 20 percent.

Plantation Forests include all sustainable plantations, including young ones with a crown density less than 20 percent. Rubber plantations are also classified as Plantation Forest. However, coffee, tea and shade-providing trees for coffee and tea, as well as fruit trees, are not classified as Plantation Forest.

References:

- FAO, 2012. FRA 2015: Terms and definitions. Forest Resources Assessment Working Paper 180. Food and Agriculture Organization of the United Nations, Rome. Available from: <http://www.fao.org/docrep/017/ap862e/ap862e00.pdf> Accessed 21 May 2018.
- Forestry Strategy to the Year 2020 of Lao PDR, July 2005 and Forestry Law 2007, Lao PDR
- Ministry of Agriculture and Forestry, 2018. Lao PDR's Forest Reference Emission Level and Forest Reference Level for REDD+ Results Payment under the UNFCCC (Jan 2018). Available from: <http://redd.unfccc.int/submissions.html?country=lao> Accessed 21 May 2018.

16 PEACE, JUSTICE AND STRONG INSTITUTIONS



Lao PDR has initiated a transparency and anti-corruption drive



• Low homicide rate (7 in 100,000)

in 2012-2014, 455 victims of trafficking were repatriated from Thailand to Lao PDR

4 out of 5 of these victims were under 18 years of age



135 out of 180

Country score

100 = best score

Lao PDR's rank in the Corruption Perceptions Index 2017



73% of Lao children <5 years officially registered at birth

Source: Lao PDR Country Analysis Report 2016: People of Lao People's Democratic Republic, in this list of issues in relation to the Optional Protocol to the Convention on the Rights of the Child on the sale of children, child prostitution and child pornography (Lao PDR, 2016); UNODC International Homicide Monitor database; UNICEF State of the World's Children 2016; Lao Social Indicator Survey 2016/17

16.1. Progress and challenges

The greater openness of borders poses both opportunities and challenges for realizing SDG 16. Increased and affordable access to regular migration channels protects migrant workers, while reducing exploitation and trafficking of children, women, and men. However, without effective law enforcement and protection mechanisms, the greater openness brought about by the ASEAN Economic Community (AEC) will have a negative impact. Looser customs and border control procedures could lead to a rise in illegal trade, trafficking, and crime. Increased connectivity is beneficial for trade and economic growth, but it also opens the way for transnational crime syndicates.

Birth registration is important, not only as a goal in itself but to protect children by making it easier to trace and report them. Universal birth registration has not yet been achieved. In 2017, the percentage of children under 5 whose births had been registered with a civil authority was 73 per cent.

Steady progress has been made towards establishing rule of law, but significant challenges remain. The expansion of legal services is constrained by human and financial factors, such as the costs of running legal aid facilities, the insufficient number of qualified lawyers and judges, and the limited understanding about access to justice among men and women. Strengthening governance and addressing corruption are also required for the economy to become more competitive. Lao PDR has initiated a successful anti-corruption campaign (section A2.6). Its Corruption Perceptions Index in 2017 was 135 out of 180.

Measurement issues: Administrative systems for SDG 16 indicators need strengthening to produce regular and robust reports with sex-disaggregated data. These are the indicators on homicide victims and victims of violence, the handling of cases by the Ministry of Justice and the People's Supreme Court, transparency in budget planning and execution, the composition of public sector employees (by gender, ethnicity and disability status), and birth registration. In the case of trafficking, technical support is needed to apply the standards and methodology of the United Nations Office on Drugs and Crime in measuring the "detected victims" of trafficking per 100,000 population. The group of indicators on violence and abuse against children and women (see also SDG 5) require specially designed surveys at periodic

intervals. Such surveys cannot be integrated with normal household surveys, since (i) a special methodology has to be applied to protect the safety and confidentiality of respondents and ensure adherence to WHO guidelines¹³⁷ on safety and ethics, and (ii) a survey response plan must be implemented to provide services for respondents who need and want help for past or current experiences of violence.

16.2. Looking forward

The Government of Lao PDR is prioritizing the following strategies:

- **Strengthening collaboration with other countries in the region to accelerate implementation of regional frameworks and combat transnational crime.** These include the ASEAN Plan of Action against Trafficking in Persons, especially Women and Children and the ASEAN Convention against Trafficking in Persons. It also includes collaboration on combatting transnational organized crime, especially money flows, and terrorism.
- **Strengthening measures to manage tourism growth and address risks.** Increasing numbers of children in Southeast Asia are sexually exploited by local and foreign visitors who make use of facilities developed for tourism to gain access to children.^{138,139} The Government of Lao PDR is addressing these risks through joint efforts by the police (Ministry of Public Security) and the MoICT.
- **Strengthening government services and social workers to intervene as appropriate in cases of children at risk.** The Government's programme to produce qualified and trained professional social workers from tertiary education institutes¹⁴⁰ needs to be supported by providing social workers with the budget, competencies and legal authority to intervene at community and household level. Universal coverage by services that provide birth registration and other identification documents will also be required.

17 PARTNERSHIPS FOR THE GOALS



Official Development Assistance remains important for the development of Lao PDR



14% of total investment for 2012/13

10% of total investment for 2013/14

Development assistance

The Vientiane Declaration on Partnership for Effective Development Cooperation 2016-2025 ensures that all funds, efforts and knowledge for development bring about maximum impact

Lao PDR in 2015

4%

Net official development assistance and official aid received as proportion of GDP

US\$ 73

Net official development assistance and official aid received per capita

Source: Lao PDR Country Analysis Report 2016 (CPR) Development Finance Unit

17.1. Progress and challenges

The Lao PDR firmly upholds its foreign policy based on the principle of peace, independence, friendship and cooperation to pursue its national security and development agenda. In this context, the country has become an active and responsible member of various sub-regional, regional and international organizations.

Regional and international cooperation and integration are high on the national agenda, as highlighted in the current 8th NSEDP. Lao PDR assumed the Chairmanship of ASEAN in 2016, which marked the start of implementation of the ASEAN Community Vision 2025. With the youngest labour force in the region, Lao PDR is expected to benefit from the demographic transition. ASEAN economic integration should create more opportunities to grow and diversify in different directions. As a member of the World Trade Organization, Lao PDR has been actively engaging in the global economic integration. The Government has made legislative amendments in a number of areas, including among other, tax, trade and intellectual property. Furthermore, Lao PDR has been promoting economic integration through focusing on effective implementation of goods and services commitments at both the WTO and ASEAN levels. Recent progress includes the launch of the Lao Services Portal, which contains information related to trade and investment services; the establishment of a Regulatory Authority for the Telecommunication Sector; and the adoption of sector regulations, in particular the framework for competition, interconnection, licensing regime and spectrum management. To comply with the AEC integration process, Lao PDR is expected to reduce its import tariffs on goods imported from other ASEAN countries to zero by 2018 and remove non-tariff barriers.

The Government continues to put emphasis on information and communication technology. Efforts are being made to enforce the Law on Intellectual Property and the associated implementation of trademarks, copyrights, and industrial patents. A National Science and Technology Strategy 2013-2020 and a Vision 2030 have been developed and a Law on Science and Technology has been presented to the National Assembly for approval. Key initiatives to further improve the contribution of science and technology to development include: making ICT work for education, establishing private sector partnerships for ICT development, connecting

rural communities, linking research and farmers and establishing an online early warning system.

The development financing landscape has seen a significant increase in both domestic and international private finance. Various laws and decrees help to shape the direction of private investment such as the Investment Promotion Law 2009 and its 2016 revision and the Enterprise Law which set the framework for private sector investment. A strategic plan for capital market development covers the period 2016-2025.

In securing financing for SDGs, the predictability and sustainability of funding sources remain a challenge. Currently some critical interventions are dependent on external funding. The NSEDP includes outputs and indicators related to tracking of domestic revenues and expenditure, FDI, ODA and South-South Cooperation.

The Vientiane Declaration on Partnership for Effective Development Cooperation (2016-2025) is the overarching framework for development cooperation in Lao PDR. The Declaration aligns Lao PDR's cooperation principles with the global agenda on effective development cooperation, including the 2012 Busan Partnership for Effective Development Co-operation, the 2014 Mexico High Level Meeting Communiqué, the 2015 Addis Ababa Action Agenda, and the SDGs. At the national level, the Government, together with its partners, has currently developed a monitoring framework called Vientiane Declaration Country Action Plan (VDCAP), which is in line with the global partnership for effective development cooperation. This will guide how effective development cooperation is monitored and reported on. In addition, to support multi-stakeholder partnerships for sustainable development, Lao PDR has recently reviewed and reconfirmed the commitment to further enhance the national development cooperation forum, the *Round Table Process, including Sector Working Groups*. The Round Table Process is guided by globally agreed principles on effective development cooperation such as government ownership of development priorities and plans, a focus on results, inclusive development partnerships and transparency and accountability to one another.

The Lao PDR–United Nations Partnership Framework (2017-2021) articulates the collective response of the UN system to national development priorities. The Partnership Framework aims to identify

strategic focus areas, promote synergy, improve coordination, and ensure transparency and predictability of resources. It also aims to make the knowledge networks and expertise of the UN system more systematically accessible to the Government of Lao PDR.

Measurement issues: Indicators proposed for SDG 17 capture the crosscutting elements that can be currently monitored at country level in Lao PDR. These include indicators on aid effectiveness and financing for development, workers' remittances, debt service, technology, and statistical capacities. Clear official definitions are needed for some indicators, such as what counts as foreign direct investment (FDI) and SSC. Other indicators will require adding questions to existing surveys. For example, the proportion of individuals using the Internet is an established indicator but can only be accurately gauged through surveys, as internet subscriptions recorded by the Ministry of Post and Telecommunication do not reflect internet use through mobile phones, especially among the young.


17.2. Looking forward

The Government of Lao PDR is prioritizing the following strategies:

- **Translating the principles of the Vientiane Declaration and its Country Action Plan (VDCAP 2016-2020) into practice.** This is an important task as the adoption of the Vientiane Declaration is a joint responsibility of the Government and its partners to transition from an aid effectiveness agenda to transformative, inclusive, and accountable multi-stakeholder partnerships. This will be done within the Round Table Process, including Sector Working Groups.

- **Improving the effectiveness and efficiency of the budget allocation and monitoring process.** The NSEDP has indicators on domestic revenue, external funds, and expenditure, which illustrate the Government's focus on this issue. The aim is to have guaranteed funding for core basic services and UXO activities.
- **Establishing a rule of law state by 2020.** The Government with development partners' support is implementing a comprehensive Legal Sector Master Plan. Efforts focus on strengthening institutional and human resource capacities to protect and advocate for people's rights, building stronger safeguards for the exercise of the rights of all citizens, improving people's access to law and justice institutions, developing clearer, more consistent, and responsive laws and regulations, and monitoring and reporting on international legal obligations.
- **Tackling the measurement and data challenges identified in this report.** Lao PDR has passed Statistics Law No.03/NA, dated 30 June 2010 with a clause requiring gender disaggregated statistics.¹⁴¹ Support is needed to strengthen statistical capacities to track SDGs and fully implement the Statistics Law. Among the gaps that have been identified are the lack of systematic disaggregation of data by gender and especially by disability status. Monitoring the well-being of people with disabilities needs to start with key indicators, such as access to basic services. Other national priorities include strengthening and expanding the coverage of the civil registration and vital statistics system and strengthening administrative information systems to reliably track key service coverage and outcome indicators.

18 LIVES SAFE FROM UXO



18.1. Progress and challenges

Addressing and even quantifying the impact of UXO¹⁴² remains a challenge. Over the last decade, UXO casualties were reduced by 85 per cent. In recent years, a combination of effective risk education, clearance of contaminated areas and wider economic opportunities that reduce risky behaviour have seen the numbers of casualties dropping from 302 in 2008 to 41 in 2017.

A major national survey is underway to provide details on geographic areas contaminated by UXOs in the form of Confirmed Hazardous Areas (CHAs). The survey results will inform long-term resource planning, prioritization and clearance. In recent years, a results-oriented methodology has evolved for identifying, prioritizing, and clearing confirmed contaminated areas. Continued development and expansion of these processes have significantly increased the numbers of UXO being identified and destroyed. Throughout the implementation of the survey over the past two years, 7,068 CHAs were established by the end of 2017, equivalent to 51,247.48 hectares of CHAs remaining to be cleared. Already, Lao PDR has recorded more than 53,000 hectares of land cleared of UXO and more than 1.3 million items of UXO destroyed.

An estimated 20,000 survivors remain out of more than 50,000 people killed, maimed, or injured from 1964-2008. Lao PDR has adopted a UXO Victim Assistance Strategy that seeks to enhance medical services, rehabilitation, and socio-economic support for survivors. The UXO Victim Assistance Strategy has provided some 1,400 survivors with medical care, physical rehabilitation, psychosocial support, economic reintegration, and vocational training.

Challenges remain despite the progress:

- The scale and impact of the UXO problem far exceeds the resources and capacities available to deal with it, particularly clearance capacity. Millions of UXO remain and thousands of hectares of confirmed hazardous areas remain to be cleared.
- Support to achieve the three targets under SDG 18 is not balanced: for example, funding for the survey is currently out of balance with the funding allocated to clearance, risk education, and support to UXO victims.
- The lack of capacity for coordination, planning, quality assurance, and information management inhibits optimal operational performance.

- Other sectors and partners still do not include UXO in their strategic planning, budgeting or action plans, although they are required to build the cost into all development projects they undertake in contaminated areas.¹⁴³

Measurement issues: The National Regulatory Authority has applied new indicators to reflect the shift to new survey procedures and evidence-based clearance. As an example, the focus on the number of hectares cleared has been expanded to include efficiency indicators, such as the number of UXO removed. The indicators for target 18.2 and 18.3 are difficult to measure at this time. Most of the current indicator are process indicators that can be collected during routine operational implementation and reporting. Lao PDR has an Information Management System for Mine Action (IMSMA) that will be able to link to data systems in other sectors and enable wider monitoring.

18.2. Looking forward

The scale and scope of the issue lie well beyond the national capacity to cope, and support from development partners continues to be required. The new Lao PDR UXO Survey Procedures, adopted on 15 January 2015, have already contributed to greater efficiencies in the sector. Together with the system for prioritization of clearance tasks, announced at the Sixth State Party Meeting, it is expected that these new procedures will accelerate clearance. The Government of Lao PDR is prioritizing the following actions and strategies:

- Strengthening national capacity for coordination and efficiency.
- Ensuring the quality of operational data in the national database, in order to enable proper data analysis and a more robust evidence-based reporting.
- Developing management policy and procedures to “main-stream” UXO survivors into health, education, and employment services.
- Assisting line Ministries to take into account the impact of UXO in their planning and budgeting.
- Developing a comprehensive resource mobilization and fund-raising strategy, expanding beyond traditional donors.
- Continuing to strengthen the capacity of the Lao Army in humanitarian mine action.
- Identifying and promoting emerging technologies that will improve the performance and efficiency of operations.

C. MEANS OF IMPLEMENTATION



To achieve national development goals, the SDGs and LDC graduation, Lao PDR will need to maximize strategic allocations of development finance from different sources.

The Government estimates that implementing the National Socio-Economic Development Plan (NSED, 2016—2020) will require over USD 21.4 billion, as endorsed by the National Assembly in 2016.¹⁴⁴ Some 40 to 49 per cent will need to come from foreign and domestic private investment, and another 40 to 49 per cent from financial institutions. Government investment is expected to be around 12 to 15 per cent, while ODA is expected to contribute from around 15 to 24 per cent of the total.¹⁴⁵

Three strategic priorities will help in managing the different flows of development finance.

These are (i) leveraging the private sector to support achievement of the national development agenda, (ii) ensuring efficient and effective spending of public revenues, and (iii) using the complementarity between the different external public finance flows. In the past ODA has been used to fill the fiscal gap and contribute to social sector spending; the increase in domestic public revenues can now be increasingly used for this purpose.

A mix of strategies is required for financing the achievement of national goals and priorities.¹⁴⁶ These are as follows:

- Improving the efficiency and effectiveness of domestic public revenues by strengthening planning, budgeting, and budget monitoring systems, examining the allocation of domestic public revenue against national priorities, and increasing social sector allocations to address social inequalities;
- Expanding the Round Table Implementation Mechanism to more comprehensively coordinate and manage other development finance flows, in line with the Vientiane Declaration on Partnership for Effective

Development Cooperation (2016-2025);

- Promoting the domestic private sector in Lao PDR through measures to improve the overall business climate, enhance economic diversity and resilience, and promote not only major project investment, but also enable access to finance for micro- and small- and medium enterprises;
- Ensuring that private sector investment is aligned with NSED, goals and priorities, and reviewing bank lending practices in this context;
- Maximizing the growth potential of FDI by (i) improving investment and trade-related administrative procedures and regulations; (ii) undertaking reforms that enable the Government to better implement the revised regulations; and (iii) using diagnostic tools to map processes and pinpoint inefficiencies;
- Reviewing current FDI themes and incentives against NSED requirements, and promoting tourism— especially ecotourism and cultural tourism;
- Sharpening the criteria for Public Private Partnerships to ensure that such a partnership serves a clear and vital public sector purpose in line with the NSED;
- Improving monitoring and evaluating mechanisms to ensure data integrity and up-to-date data to better predict the financing needs of NSED and the 2030 Agenda;
- Implementing a clear strategy on debt, including publicly announced targets on key debt measures for transitioning from an LDC to a middle-income economy;
- Developing Corporate Social Responsibility approaches and partnerships that contribute towards national development goals.

The preceding sections on each SDG have identified the priorities of Lao PDR, where support and partnerships will be required.

D. NEXT STEPS



The next step will be to establish baselines for all indicators that have been localized (Annex 2). The data shown in the tables in Annex 1 do not cover all the SDG indicators that Lao PDR has adopted. Many sets of data required for the indicators - especially disaggregated data - are still not available or updated. The Lao Statistics Bureau is monitoring the SDGs and conducting a gap analysis on the data issue.

Awareness raising, public education and stakeholder consultation are important next steps for 2018—2020, in the run-up to the next NSEDP. The National SDG Secretariat has already initiated an outreach program, in collaboration with UN agencies, to local universities and some government offices at central and local levels. Future stakeholder consultations will focus, among others, on questions relevant to Lao PDR for each SDG, on challenges identified in the VNR, and on engagement with a broad array of stakeholders.



E. CONCLUSIONS



Lao PDR sequenced its MDG review and SDG localization to converge with the development of national plans. The MDG review in 2015 and SDG localization in early 2016 ensured early SDG integration into the Eighth NSEDP and maximized potential synergies with both national and sectoral plans. In late 2015 also, the United Nations in Lao PDR developed and finalized its analysis to inform the Lao PDR–UN Partnership Framework (2017-2021), which articulates the UN’s support to Lao PDR.

Extra efforts are still required in planning and coordination to reach the poorest and most disadvantaged groups. Collaboration and coordination needs to improve both horizontally across line ministries, and vertically between central and local levels, so that interventions converge to reach the poorest and most disadvantaged communities. A start has been made with the development and implementation of the National Nutrition Strategy and Plan of Action 2016-2020, which emphasize a multi-sectoral response to undernutrition, with nutrition-specific and nutrition-sensitive interventions converging on high-risk districts. Such coordinated interventions will be expanded to and intensified in other sectors.

Administrative data systems in many goal areas still need strengthening. As Lao PDR moves forward with the SDGs and implements its national development plans (NSEDP and sectoral plans), enhanced support is needed to strengthen the information systems of ministries, particularly in the areas where these cannot yet produce robust and disaggregated data on the localized SDG indicators.

Lao PDR will implement the SDGs through its national development plans using various financing sources identified in the assessment of development finance and aid. The Government is committed to improving the efficiency and effectiveness of public expenditure, as shown by the localized indicators for effective, accountable, and transparent institutions under SDG 16 and by the NSEDP Outputs on fiscal and monetary policies, integrated development planning and budgeting, and the quality of investment. Together, these will help to strengthen planning, budgeting, and budget monitoring systems, review the allocation of domestic public revenue against national priorities, and increase core social sector allocations to address social inequalities.

The Government’s strong commitment to the 2030 Agenda drives the VNR process. This commitment underpins the institutional arrangements set up for the SDGs, as well as the early localization of the SDGs, and the integration of the SDGs into the national planning frameworks. Going forward, the Government will continue to engage a broad array of stakeholders to address the challenges identified in this report, learn from past lessons, and consolidate achievements as the country moves towards the realization of the National Strategy on Socio-Economic Development 2025 and the Vision 2030 as well as the Sustainable Development Goals.



ACRONYMS

AIDS	Acquired immune deficiency syndrome	LDC	Least Developed Country
ASLO	National Assessment of Student Learning Outcome	LECS	Lao Expenditure and Consumption Survey
BoL	Bank of Lao PDR	LFS	Labour Force Survey
CCRF	Code of Conduct for Responsible Fisheries	LNS-WHLE	Lao National Survey on Women's Health and Life Experiences
CDIA	Carbon Dioxide Information Analysis Center	LSB	Lao Statistics Bureau
CEDAW	Convention on the Elimination of all forms of Discrimination Against Women	LSIS	Lao Social Indicators Survey
CHA	Confirmed Hazardous Area	LWU	Lao Women's Union
CRPD	Convention on the Rights of Persons with Disabilities	M&E	Monitoring and Evaluation
CSO	Civil Society Organization	MAF	Ministry of Agriculture and Forestry
DRR	Disaster risk reduction	MDG	Millennium Development Goal
ECD	Early Childhood Development	MMR	maternal mortality ratio
ECE	Early Childhood Education	MNCH	Maternal Neonatal and Child Health
EM-DAT	International Disaster Database, Centre for Research on the Epidemiology of Disasters	MoES	Ministry of Education and Sports
EMIS	Education Management Information System	MoF	Ministry of Finance
FAO	Food and Agricultural Organization of the United Nations	MoH	Ministry of Health
FDI	foreign direct investment	MoHA	Ministry of Home Affairs
FIES	Food Insecurity Experience Scale	MOICT	Ministry of Information, Culture and Tourism
FSL	FinScope Lao PDR 2014 Survey	MoJ	Ministry of Justice
FSC	Forest Stewardship Council	MoNRE	Ministry of Natural Resources and Environment
GER	gross enrolment ratio	MPI	Ministry of Planning and Investment
HIV	Human immunodeficiency virus	MPT	Ministry of Post and Telecommunications
IFAD	International Fund for Agricultural Development	MPWT	Ministry of Public Works and Transport
ILO	International Labour Organization	MRV	monitoring, reporting and verification
IMSMA	Information Management System for Mine Action	MSME	micro-, small and medium enterprises
IPOA-IUU	International Plan of Action to Prevent, Deter, and Eliminate Illegal, Unreported and Unregulated Fishing	NCD	Non-communicable disease
ITU	International Telecommunication Union	NCRDPE	National Committee for Rural Development and Poverty Eradication
IUCN	International Union for Conservation of Nature	NDC	Nationally Determined Contribution
JICA	Japan International Cooperation Agency	NER	net enrolment rate
JMP	Joint Monitoring Programme of WHO and UNICEF	NHSR	National Health Statistics Report
LCA	Lao Census of Agriculture	NSEDP	National Socio-Economic Development Plan
LCAAS	Lao Child Anthropometry Assessment Survey	ODA	Official development assistance
LCLS	Lao Child Labour Survey	PHC	Population and Housing Census.
		PLHIV	people living with HIV
		PoU	prevalence of undernourishment
		PPP	purchasing power parity
		REDD+	Reducing Emissions from Deforestation and Forest Degradation (under UNFCCC)
		RIES	Research Institute for Education Sciences, Ministry of Education and Sports

SEZ	Special Economic Zone	UN	United Nations Framework Convention on Climate Change
SSC	South-South Cooperation	UNFPA	United Nations Population Fund
TVET	Technical and vocational education and training	UNICEF	United Nations Children's Fund
UNCDF	United Nations Capital Development Fund	USAID	United States Agency for International Development
UNDP	United Nations Development Programme	UXO	Unexploded Ordnance
UNEP	United Nations Environment Programme	VDCAP	Vientiane Declaration Country Action Plan
UNESCO	United Nations Educational, Scientific and Cultural Organization	VNR	Voluntary National Review
		WFP	World Food Programme
		WHO	World Health Organization
		WHS	World Health Statistics
		WTO	World Tourism Organization

REFERENCES

-
- Asian Development Bank, 2012. *Lao People's Democratic Republic: Urban development sector assessment, strategy, and road map*. Mandaluyong City: Asian Development Bank.
-
- Asian Development Bank, 2013. *Lao People's Democratic Republic: Energy sector assessment, strategy, and road map – 2013 Update*. Mandaluyong City: Asian Development Bank.
-
- Asian Development Bank, 2016. *Greater Mekong Subregion Statistics on Growth, Infrastructure, and Trade*. Second Edition. Mandaluyong City: Asian Development Bank.
-
- Asian Development Bank and World Bank Group, 2012. *Country Gender Assessment for Lao PDR: Reducing Vulnerability and Increasing Opportunity*. Mandaluyong City and Washington, D.C., USA: Asian Development Bank and the International Bank for Reconstruction and Development / The World Bank, 2012.
-
- Benveniste, L., Marshall J. and Santibañez, L., 2007. *Teaching in Lao PDR*. Vientiane: World Bank
-
- ECPAT International. 2014. *The Commercial Exploitation of Children in East and Southeast Asia: Developments, Progress, Challenges and Recommended Strategies for Civil Society*. Bangkok: ECPAT
-
- Food and Agricultural Organization of the United Nations (FAO), 2006. *Fishery Country Profile*. Available from: <http://www.fao.org/fi/oldsite/FCP/en/LAO/profile.htm> Accessed 21 May 2018.
-
- Food and Agriculture Organization (FAO) and Ministry of Agriculture and Forestry, 2013. *FAO Country Programming Framework for Lao PDR 2013-2015*. December 2013. Vientiane: FAO
-
- Food and Agricultural Organization of the United Nations (FAO), International Fund for Agricultural Development (IFAD) and World Food Programme (WFP), 2015. *The State of Food Insecurity in the World 2015. Meeting the 2015 international hunger targets: taking stock of uneven progress*. Rome: FAO
-
- GIZ, 2014 *SME in Laos: GIZ's challenges, approaches and achievements in the business enabling environment*. Bonn: Deutsche Gesellschaft für Internationale Zusammenarbeit (GIZ) GmbH.
-
- Government of the Lao People's Democratic Republic, 2000. *The First National Communication on Climate Change submitted to the United Nations Framework Convention On Climate Change*. Vientiane.
-
- Government of the Lao People's Democratic Republic, 2013. *The Millennium Development Goals: Progress Report for the Lao PDR 2013*. Vientiane. Available from: http://www.la.undp.org/content/lao_pdr/en/home/library/mdg/mdgs-progress-report-lao-pdr-2013.html Accessed 2 June 2018.
-
- Government of the Lao People's Democratic Republic, 2013a. *The Second National Communication on Climate Change submitted to the United Nations Framework Convention On Climate Change*. Vientiane.
-
- Government of the Lao People's Democratic Republic, 2014. *Education for All 2015 National Review Report: Lao People's Democratic Republic*. Education For All 2015 Review Group and Secretariat Group, Lao PDR, August 2014. Vientiane
-

- Government of the Lao People's Democratic Republic, 2015. *The Millennium Development Goals and Lessons Learnt for the Post-2015 Period: A Summary Review*. Vientiane, September 2015. Available from: http://www.la.undp.org/content/dam/laopdr/docs/Reports%20and%20publications/2015/Government_LaoPDR_MDG_%20Review_September2015_FINAL.pdf Accessed 2 June 2018.
-
- Government of the Lao People's Democratic Republic, 2015a. *Intended Nationally Determined Contribution*. 30 September 2015. Available from: <http://www4.unfccc.int/submissions/INDC/Published%20Documents/Laos/1/Lao%20PDR%20INDC.pdf> Accessed 21 May 2018.
-
- Government of the Lao People's Democratic Republic, 2016. *Initial report submitted by the Lao People's Democratic Republic under article 35 of the Convention, due in 2011*. U CRPD/C/LAO/1. New York: United Nations.
-
- Government of the Lao People's Democratic Republic, 2018. *National Social Protection Strategy 2030 (Draft)*. Vientiane.
-
- Hayes, G., 2015. *Country Population Assessment: Lao PDR*. Vientiane: United Nations Population Fund (UNFPA).
-
- Hutt, D., 2017. 'Little Laos tackles big corruption.' February 16, 2017. Asia Times. Available from: <http://www.atimes.com/article/little-laos-tackles-big-corruption/> Accessed 21 May 2018.
-
- International Labour Organization (ILO), 2010. *ILO Decent Work Country Programme, 2011-15*. Bangkok: ILO.
-
- International Labour Organization (ILO), 2014. *Mid Term Review Report during the implementation period between 2011 and 2013 Decent Work Country Programme for Lao PDR (2011-2015)*. Bangkok: ILO
-
- International Monetary Fund, 2017. *Lao People's Democratic Republic: Staff Report For the 2016 Article IV Consultation – Debt Sustainability Analysis*. Washington DC: International Monetary Fund.
-
- Lindelov, M., Engvall, A., Fenton, N. and Phonesaly Souksavath, 2010. *Poverty in Lao PDR, 2008: Lao Expenditure and Consumption Survey 1992/93-2007/08*. Vientiane: Lao Statistics Bureau, Ministry of Planning and Investment
-
- Ministry of Agriculture and Forestry, 2011. *Forest Investment Program (FIP) Lao Investment Plan*. Presentation of the Ministry of Agriculture and Forestry to the FIP Sub-Committee Meeting, Washington D.C., October 31, 2011.
-
- Ministry of Agriculture and Forestry, 2013. *Lao PDR Risk and Vulnerability Survey 2012/13: Analysis Report*. May 2013. Vientiane: Ministry of Agriculture and Forestry and FAO.
-
- Ministry of Agriculture and Forestry, 2014. *Lao Census of Agriculture 2010/11: Analysis of Selected Themes*. Vientiane: Ministry of Agriculture and FAO.
-
- Ministry of Education and Sports, Research Institute for Education Sciences (RIES), 2010. *National Assessment of Student Learning Outcome (ASLO II): Primary Grade 5*. Vientiane: Ministry of Education and Sports, Research Institute for Education Sciences, June 2010
-
- Ministry of Education and Sports and Programme d'Analyse des Systèmes Educatifs de la CONFEMEN (PASEC), 2014. *School Performance and Factors of Public Primary Education Lao People's Democratic Republic. Diagnostic assessment report – Lao PDR 2011/2012*. Dakar: CONFEMEN
-
- Ministry of Energy and Mines, 2011. *Renewable Energy Development Strategy in Lao PDR. Renewable Energy Development Strategy in Lao People's Democratic Republic (Lao PDR)*. Vientiane: Ministry of Energy and Mines.
-
- Ministry of Energy and Mines, 2015. *Electricity Statistics Yearbook 2015 of Lao PDR*. Available from: http://laoenergy.la/download_free.php Accessed 21 May 2018.
-
- Ministry of Energy and Mines, 2016. *Electricity Statistics 2016*. Available from: http://laoenergy.la/download_free.php Accessed 21 May 2018.

Ministry of Health, 2015. *National Health Statistics Report FY 2014 -2015*. Vientiane: Ministry of Health.

Ministry of Labour and Social Welfare and United Nations Children's Fund (UNICEF), 2004. *Broken Promises Shattered Dreams: A Profile of Child Trafficking in the Lao PDR*. Vientiane: Ministry of Labour and Social Welfare and UNICEF. Available from: <http://www.unicef.org/media/files/BrokenPromisesFULLREPORT.pdf> Accessed 22 May 2018.

National Assembly, 2010. Statistics Law, 30 June 2010. Unofficial translation. Available from: <http://laooofficialgazette.gov.la/kcfinder/upload/files/Statistics%20Law.pdf> Accessed 21 May 2018.

National Environment Committee, 2009. Lao People's Democratic Republic *National Adaptation Programme of Action*. Available from: <http://adaptation-undp.org/projects/laos-pdr-national-adaptation-programme-action-napa> Accessed 21 May 2018.

National Regulatory Authority for UXO/Mine Action in Lao PDR (NRA), 2016. *Unexploded Ordnance Sector Annual Report 2015*. Vientiane. Available from: http://www.la.undp.org/content/laos_pdr/en/home/search.html?q=UXO+sector+annual+report+2015 Accessed 21 May 2018.

National Regulatory Authority for UXO/Mine Action Sector in Lao PDR (NRA) 2010. *National Survey of UXO Victims and Accidents Phase I*. Vientiane, NRA

Oraboun, S. 2008. *Infrastructure (Rural Road) Development and Poverty Alleviation in Lao PDR*. Institute of Developing Economies Discussion Paper 151. Chiba: Institute of Developing Economies – Japan External Trade Organization (JETRO)

Pimhidzai, O., Fenton, N., Phonesaly Souksavath & Vilaysouk Sisoulath, 2014. *Poverty Profile in Lao PDR: Poverty Report for the Lao Consumption and Expenditure Survey, 2012–2013*. Washington DC: World Bank Group and Vientiane: Lao Statistics Bureau.

Santaniello, D., 2017. 'Laos: anti-corruption laws key to economic development.' *The Asia-Pacific Investigations Review 2018, Global Investigations Review - The law and practice of international investigations*. Available from: <https://globalinvestigationsreview.com/insight/the-asia-pacific-investigations-review-2018/1147519/laos-anti-corruption-laws-key-to-economic-development> Accessed 21 May 2018.

Sevic, Z., Miller III, S., Sinha, J.K., Nanthanavone, T., Palmer, A., Nicod, M., Beloe, T., and Rasphone, A., 2016. *Development Finance for the 8th National Socio-Economic Development Plan and the Sustainable Development Goals in Lao PDR: A Development Finance and Aid Assessment*. Vientiane: Ministry of Planning and Public Investment and the United Nations Development Programme.

United Nations, 2015. *Report of the Working Group on the Universal Periodic Review: Lao People's Democratic Republic*. A/HRC/29/7, prepared for the Human Rights Council, Twenty-ninth session, Universal Periodic Review. 23 March 2015.

United Nations, 2015a. Resolution 70/1. 'Transforming Our World: the 2030 Agenda for Sustainable Development.' New York.

United Nations Department of Economic and Social Affairs, Population Division, 2014. *World Urbanization Prospects: The 2014 Revision, Highlights (ST/ESA/SER.A/352)*. New York: United Nations.

United Nations Department of Economic and Social Affairs, 2014. *Guidelines for Producing Statistics on Violence against Women: Statistical Surveys*. ST/ESA/STAT/SER.F/110. New York: United Nations. Available from: https://unstats.un.org/unsd/gender/docs/Guidelines_Statistics_VAW.pdf Accessed 21 May 2018.

- United Nations Population Fund (UNFPA), 2014. *Stock Availability Survey (SAS): Facility assessment for reproductive health commodities and services in Lao PDR – 2014 survey report* by Indochina Research Limited. Vientiane: UNFPA.
-
- United Nations Environment Programme (UNEP), 2007. *Report of the Nineteenth Meeting of the Parties to the Montreal Protocol on Substances that Deplete the Ozone Layer*. UNEP/OzL.Pro.19/7 Montreal.
-
- United States Agency for International Development (USAID), 2014. *Lao PDR Climate Change Vulnerability Profile*. Available from: http://www.mekongarcc.net/sites/default/files/lao_pdr_eng_may2014-press-small_2.pdf Accessed 21 May 2018.
-
- Vanphanom, S., Alongkone, P., Visanou, H., 2014. *Country Profile on Universal Access to Sexual and Reproductive rights: Lao PDR, 2014*. Vientiane: Faculty of Postgraduate Studies, University of Health Sciences, Ministry of Health.
-
- World Bank Group, 2011. *Lao PDR: Country Profile 2012. Enterprise Surveys*. www.enterprisesurveys.org
-
- World Bank Group, 2014. *Investment Climate Assessment 2014: Policy uncertainty in the midst of a natural resources boom*. Vientiane: World Bank
-
- World Bank Group, 2014a. *Lao PDR: Country Profile 2016. Enterprise Surveys*. www.enterprisesurveys.org
-
- World Bank Group, 2017. *Lao PDR Economic Monitor December 2017. Lowering risks and reviving growth. Thematic section: Lao PDR power sector: Grow without sorrow*. Available from: <http://documents.worldbank.org/curated/en/677161512735183133/pdf/121960-REVISED-PUBLIC-LEM-December-2017-final-small-size.pdf> Accessed 21 May 2018.
-
- World Bank Group, 2017a. *Lao People's Democratic Republic: Systematic Country Diagnostic. Priorities for Ending Poverty and Boosting Shared Prosperity*, March 9, 2017. Vientiane: World Bank.
-
- World Health Organization (WHO), 2014. *Non-communicable Diseases (NCD) Country Profiles, 2014: Lao People's Democratic Republic*. Geneva: WHO.
-
- World Health Organization (WHO), 2015. *WHO global report on trends in prevalence of tobacco smoking 2015*. Geneva: WHO
-
- World Health Organization (WHO), 2016. *Strategy for malaria elimination in the Greater Mekong subregion (2015–2030)*. Available from: http://iris.wpro.who.int/bitstream/handle/10665.1/10945/9789290617181_eng.pdf;jsessionid=... Accessed 21 May 2018.
-
- World Health Organization (WHO), 2016a. *Ethical and safety recommendations for intervention research on violence against women. Building on lessons from the WHO publication: Putting women first: ethical and safety recommendations for research on domestic violence against women*. Geneva: WHO.
-
- World Health Organization (WHO), United Nations Children's Fund (UNICEF), United Nations Population Fund (UNFPA), World Bank, and the United Nations Population Division, 2014. *Trends in Maternal Mortality: 1990 to 2013*. Geneva, WHO.
-

ANNEXES

ANNEX 1. LOCALIZED SDG INDICATORS WITH AVAILABLE DATA

Table A1. Indicators with available data for SDG 1

<i>SDG 1: End poverty in all its forms everywhere</i>					
<i>Selected SDG targets</i>	<i>Localized SDG Indicators</i>	<i>Year</i>	<i>Available value</i>	<i>Source</i>	
1.1. Extreme poverty	1.1.1. **Percentage of population below the international poverty line (\$1.90 a day (2011 PPP))	2012/13	15.3	LSB: LECS	
1.2. Poverty reduction	1.2.1. ***Percentage of population living below the national poverty line	2012/13	23.2	LSB: LECS	
	1.2.2. ***% families defined as poor by the National Committee on Rural Development and Poverty Eradication	2015	6.6	NCRDPE	
1.3. Social protection systems & coverage	1.3.2. ***Percentage of population covered by all social health protection schemes	2015	30.36	NSEDP	
1.4. Equal rights to resources & services	1.4.1. ***Percentage of population living in households with access to basic services: (selected indicators from SDGs 3, 6, 4, 7, 8)			See relevant SDGs (3, 6, 4, 7, 8) and indicator 8.10.2	
	1.4.4. Number of certificates for tenure rights to land	2017	1,032,110	MoNRE	
1.5. Resilience & reduced vulnerability to shocks & disasters	1.5.1. ***Persons per 100,000 directly affected (dead, missing, homeless/displaced) by natural disasters	2015	738	EM-DAT ^a	
	1.5.3. Enhanced early warning system and climate information system: Yes/No	2017	Started ^b	MoNRE	
1.a. Resources to end poverty	1.a.1. ***General government expenditure on health	Percentage of total government expenditure	2016	6.12	Lao Official Gazette 2015/2016
		Percentage of GDP	2016	1.51	
	1.a.2. ***General government expenditure on education	Percentage of total government expenditure	2016	12.59 ^c	Lao Official Gazette 2015/2016
		Percentage of GDP	2016	4.24	

EM-DAT = International Disaster Database, Centre for Research on the Epidemiology of Disasters; LECS = Lao Expenditure and Consumption Survey; LSB = Lao Statistical Bureau; MoNRE = Ministry of Natural Resources and Environment; NCRDPE = National Committee for Rural Development and Poverty Eradication; NSEDP = National Socio-Economic Development Plan; UNESCO = United Nations Educational, Scientific and Cultural Organization.

Notes: *** indicates linkages with indicators in the NSEDP M&E framework. ** indicates indicators already reported by Government as part of other reports. These indicators are the outcome of the Government's SDG localization process. Consequently, they have been adapted to the Lao PDR context. Annex 2 provides the complete list of localized indicators.

^a Available from: <http://www.emdat.be/database> Accessed 21 May 2018.

^b A weather focus station has been constructed in Vientiane at the Department of Meteorology and Hydrology of MoNRE.

^c Total general government expenditure on education as a percentage of total general government expenditure on all sectors. It includes expenditure funded by transfers from international sources to government.

Table A2. Indicators with available data for SDG 2

<i>SDG 2: End hunger, achieve food security and improved nutrition and promote sustainable agriculture.</i>				
<i>Selected SDG targets</i>	<i>Localized SDG indicators</i>	<i>Year</i>	<i>Available value</i>	<i>Source</i>
2.1. Access to safe, nutritious & sufficient food all year round	2.1.1. ***Prevalence of undernourishment in the population (%)	2014-16	18.5	FAO ^a
	2.1.2. ***Proportion of population consuming less than the minimum dietary energy requirements of 2100 kcal/ person/day (under the Food Poverty Line defined by the Government)(%)	2012/13	20.1	LSB: LECS
2.2. End malnutrition, including child stunting, wasting & overweight	2.2.1. ***Prevalence of stunting ^b among children under 5 years of age (%)	2015 2016/17	35.6 33	LSB: 2015 LCAAS;
	2.2.1.a. Prevalence of stunting among under 2 year olds (for Lao PDR's commitment to SUN 1,000 days programme)	2011/12	42	
	2.2.2. ***Prevalence of wasting ^c among children under 5 (%)	2015 2016/17	9.6 9.0	
	2.2.3. ***Prevalence of overweight ^d among children under 5(%)	2015 2011/12	2.5 2.0	
	2.2.4. Prevalence of underweight ^e among children under 5 (%)	2016/17	21.1	
2.3. Agricultural productivity & incomes of small-scale food producers	2.3.1. Agricultural value added per worker (constant 2010 USD)	2016	11.47	World Bank ^f

FAO = Food and Agriculture Organization of the United Nations; LCAAS = Lao Child Anthropometry Assessment Survey; LECS = Lao Expenditure and Consumption Survey; LSB = Lao Statistical Bureau; LSIS = Lao Social Indicators Survey.

Notes: *** indicates linkages with indicators in the NSEDP M&E framework. ** indicates indicators already reported by Government as part of other reports. These indicators are the outcome of the Government's SDG localization process. Consequently, they have been adapted to the Lao PDR context. Annex 2 provides the complete list of localized indicators.

^a FAO global reporting based on country data on food balance sheets.

^b Height-for-age <-2 standard deviations from the median of the WHO Child Growth Standards.

^c Weight-for-height <-2 standard deviations from the median of the WHO Child Growth Standards.

^d Weight-for-height >+2 standard deviations from the median of the WHO Child Growth Standards.

^e Weight-for-age <-2 standard deviations from the median of the WHO Child Growth Standards.

^f Available from: <https://data.worldbank.org/> Accessed 21 May 2018.

Table A3. Indicators with available data for SDG 3

SDG 3: Ensure healthy lives and promote well-being for all at all ages				
Selected SDG targets	Localized SDG Indicators	Year	Available value	Source
3.1. Maternal mortality reduction	3.1.1. ***Maternal mortality ratio (per 100,000 live births)	2015	206	LSB: PHC
	3.1.2. ***Proportion of births attended by trained health personnel (%)	2015	54	MoH: NHR 2014-15 administrative data
		2016/17	64.4	Survey data, LSB: LSIS
3.2. Neonatal and under-5 mortality reduction	3.2.1. ***Under-five mortality rate (per thousand live births)	2016/17	46	LSB: LSIS
	3.2.2. Neonatal mortality rate (per thousand live births)	2016/17	18	LSB: LSIS
3.3. Fighting AIDS, tuberculosis, malaria & neglected tropical diseases, hepatitis, water-borne and other communicable diseases	3.3.1. ***Estimated number of new HIV infections: Total Male Female	2015	800-1,000	MoH estimation, National Strategy and Action Plan 2016-2020
	3.3.2. ***Percentage of people with diagnosed HIV receiving sustained anti-retroviral therapy	2015	47	
	3.3.3. ***Incidence of TB (all forms) per 100,000 population	2014	189	MoH, NHR 2014 -2015
	3.3.4a. ***Malaria incidence rate per 1000, Lao PDR (for all of Lao PDR)	2015	4.9	WHO
	3.3.5. Infants receiving three doses of hepatitis B vaccine (%)	2016	82	WHO ^a
3.6. Reduction of road traffic deaths & injuries	3.6.1. Number of road traffic deaths a year per 100,000 population	2015	15.3	MPWT ^b and PHC.
3.7. Sexual and reproductive health-care services	3.7.1. ***Percentage of women of reproductive age (aged 15-49) currently married or in union whose demand for contraception is satisfied with modern methods	2016/17	71.1	LSB: LSIS
	3.7.2. ***Adolescent birth rate (aged 15-19 years) per 1,000 women in that age group	2016/17	83	LSB: LSIS
3.8. Universal health coverage	3.8.1. Coverage of essential health services ^c :			
	Prevention:			
	**Antenatal care coverage (at least 4 visits) (%)	2015	52	MoH, NHR 2014-15 administrative data
		2011/12	36.9	LSB: LSIS survey data
	**Measles & rubella (MR) coverage (%) among 9-12 months old children	2014/15	80	MoH, 2014-15 administrative data
	**Family planning coverage (Indicator 3.7.1), Non-use of tobacco (female/male),	2016/17	71.1	See relevant indicators.
**Improved water source (Indicator 6.1.1),	2016/17	93 F/57 M		
**Adequate sanitation (indicator 6.2.1).	2016/17	71		

^a Available from: http://www.who.int/immunization/monitoring_surveillance/data/en/ Accessed 21 May 2018.

^b ASEAN Japan Transport Partnership Information Center. Statistics. Available from the Statistics section of: <https://www.ajtpweb.org/> Accessed 21 May 2018.

^c Tracer interventions for promotion and prevention services, metadata for SDG 3, 11 May 2016. Available from: <http://unstats.un.org/sdgs/files/metadata-compilation/Metadata-Goal-3.pdf> Accessed 21 May 2018.

SDG 3: Ensure healthy lives and promote well-being for all at all ages				
Selected SDG targets	Localized SDG Indicators	Year	Available value	Source
	Treatment			
	** tuberculosis cases detected under DOTS (%)	2015	35	MoH: NHR 2014-15
	** tuberculosis cases cured under DOTS (%)	2015	87	MoH: NHR 2014-15
	** Skilled birth attendance (Indicator 3.1.2) (%)	2016/17	64.4	LSB: LSIS
	** Antiretroviral therapy (Indicator 3.3.2) (%)	2015	47	MoH: GARP
	3.8.2. *** Out-of-pocket health expenditure, % of total health expenditure	2014	38.98	WHO ^a
	3.8.2a. Proportion of population with household expenditures on health greater than 25% of total household expenditure or income.	2007	0.26	
	3.8.2b. Proportion of population with household expenditures on health on health greater than 10% as a share of total household expenditure or income	2007	2.98	
	3.8.3. *** Out of pocket health expenditure per capita (USD)	2014	13	
	3.8.4. *** Percentage of population covered by social health protection schemes (national health insurance scheme)	2015	30.36	NSEDP. See Indicator 1.3.2.
3.a. Implementation of Tobacco Control	3.a.1. Percentage of people age 15-49 years who smoked cigarettes or used smoked or smokeless tobacco products at any time during the last one month (%) female/ male	2016/17	7.2 F 43.5 M	LSB: LSIS
3.c. Health financing and health workforce	3.c.1. Health workers per 1000 population, by urban/rural/ province/doctors/ nurses/ midwives	2014/15	2.87	NHR 2014-15

GARP = Global AIDS Response Progress Report; LSB: Lao Statistics Bureau; LSIS = Lao Social Indicators Survey; MoH = Ministry of Health; MPWT = Ministry of Public Works and Transport; NHR = National Health Statistics Report; NSEDP = National Socio-Economic Development Plan; PHC = Population and Housing Census; WHO = World Health Organization.

Notes: *** indicates linkages with indicators in the NSEDP M&E framework. ** indicates indicators already reported by Government as part of other reports. These indicators are the outcome of the Government's SDG localization process. Consequently, they have been adapted to the Lao PDR context. Annex 2 provides the complete list of localized indicators.

^a Revised global SDG indicator on the incidence of catastrophic spending on health, which is reported on the basis of out-of-pocket expenditures exceeding 10% and 25% of household total income or consumption. Available from: <http://apps.who.int/gho/cabinet/uhc-financial-protection.jsp> Accessed 21 May 2018.

Table A4. Indicators with available data for SDG 4

<i>SDG 4: Ensure inclusive and equitable quality education and promote lifelong learning opportunities for all</i>				
<i>Selected SDG targets</i>	<i>Localized SDG Indicators</i>	<i>Year</i>	<i>Available value</i>	<i>Source</i>
4.1. Completion of free, equitable & quality primary and secondary education, leading to relevant and effective learning outcomes	4.1.2. Percentage of children age 6-16 years out of school: ^a total/ female / male (% of total age group)	2015	17.2 T 16.3 F 18.3 M	LSB: PHC
	** 4.1.4 Survival rate, primary (%)	2017	81.1	MoES
	*** 4.1.5. Completion rate, primary education ^b (%)	2017		MoES
	Total		T 105.4	
	Female		F 105.4	
	Male		M 105.4	
	*** 4.1.6. Completion rate, lower secondary education ^c (%)	2017		MoES
Total		T 72.6		
Female		F 70.3		
Male		M 74.9		
	*** 4.1.7. Completion rate, upper secondary education ^d (%)	2017		MoES
	Total		T 45.2	
	Female		F 42.9	
Male		M 47.4		
4.2. Equal access to quality ECD care & pre-primary education	*** 4.2.2. Gross enrolment ratio in pre-primary education(%)	2017		MoES
	Total		T 52.7	
	Female		F 52.8	
Male		M 52.5		
4.3. Equal access to affordable and quality technical, vocational & tertiary education, including university	4.3.1. ***Number of male/female students enrolled in vocational education & training:	2017		MoES
	Total		84,450	
	Female		34,768	
	Male		49,682	
	4.3.2. ***Percentage of male/female graduates from Lower Secondary/Upper Secondary enrolled in vocational education ^e (administrative data)	2017	0.5 65	MoES

^a Those who never attended school plus those who are no longer attending school (dropouts). Calculated from Table P2.1 in the 2015 census report.

^b UNESCO definition: Total number of new entrants in the last grade of primary education, regardless of age, as a percentage of the total population of the theoretical entrance age to the last grade of primary education. In the Lao context, with 5-4-3 formal education structure since 2010, this means grade 5 and children of age 10.

^c UNESCO definition: Total number of new entrants in the last grade of lower secondary education, regardless of age, as a percentage of the total population of the theoretical entrance age to the last grade of lower secondary education (grade 9 and children of age 14).

^d UNESCO definition: Total number of new entrants in the last grade of upper secondary education, regardless of age, as a percentage of the total population of the theoretical entrance age to the last grade of upper secondary education (grade 12 and children of age 17).

^e Definition of indicators. For 4.3.2.A: Denominator= Total number of children graduating from lower secondary school. Numerator = number of those children (those who only completed lower secondary) enrolled in vocational education. For 4.3.2.B: Denominator= Total number of children graduating from upper secondary school. Numerator = number of those children (those who completed upper secondary) enrolled in vocational education.

SDG 4: Ensure inclusive and equitable quality education and promote lifelong learning opportunities for all

<i>Selected SDG targets</i>	<i>Localized SDG Indicators</i>	<i>Year</i>	<i>Available value</i>	<i>Source</i>
4.4. Youth and adults with relevant skills, for employment, decent jobs and entrepreneurship	**4.4.1. Percentage of youth (15-24) having used the computer/ internet: (female/male) (%) Computer during last 12 months Internet during last 12 months	2011/ 12	F13.9/M15.9 F 7.5/M 9.4	LSB: LSIS
4.5. Elimination of gender disparities in education, equal access for all vulnerable groups, (disabilities, indigenous and children in vulnerable situations)	***4.5.1. Female/Male Gender parity indices for enrolment (gross) Primary Lower Secondary Upper Secondary	2017	0.98 0.95 0.91	MoES
	***4.5.2. Female/Male Gender parity indices for completion Primary Lower Secondary Upper Secondary	2017	1.00 0.939 0.905	MoES
	***4.6.1. Percentage of adult (15+ years) population reporting ability to read and write (Total/Female/Male)	2015	T 84.7 F 79.4 M 90	LSB: PHC (self-declared)
		***4.6.2. Percentage of youth 15-24 years old reporting ability to read and write (Total/Female/Male): Age 15–19 years Age 20–24 years	2015	T 92.5/ F 90.5/ M 94.4 T 93.3/ F 91.7/M 94.8 T 91.6 F 89.2/ M 94
2017			63	MoES
4.a. Child-, disability- and gender-sensitive education facilities for safe, non-violent, inclusive and effective learning environments	4.a.1.1. Percentage of schools with access to safe and adequate handwashing water facilities based on national standards.	2015	53	MoES.
	4.a.1.5. Percentage of primary schools that have WASH facilities meeting national standards	2015	53	MoES.
4.c. Increased supply of qualified teachers	4.c.1.1. Percentage of teachers having completed teacher-education programme "trained teachers" ^a (Female/ Male) Primary Lower Secondary Upper Secondary	2016	F97.2/ M 97.8	UNESCO: UIS
			F96.7/ M96.2	
			T 98.8	

LSB: Lao Statistics Bureau; LSIS = Lao Social Indicators Survey; MoES = Ministry of Education and Sports; PHC = Population and Housing Census; UIS = UNESCO Institute for Statistics; UNESCO: United Nations Educational, Scientific and Cultural Organization. Notes: *** indicates linkages with indicators in the NSEDP M&E framework. ** indicates indicators already reported by Government as part of other reports. These indicators are the outcome of the Government's SDG localization process. Consequently, they have been adapted to the Lao PDR context. Annex 2 provides the complete list of localized indicators.

^a No data on "% Teachers Qualified" or on suggested "minimum required organized teacher training".

Table A5. Indicators with available data for SDG 5

<i>SDG 5: Achieve gender equality and empower all women and girls</i>				
<i>Selected SDG targets</i>	<i>Localized SDG Indicators</i>	<i>Year</i>	<i>Available value</i>	<i>Source</i>
5.1. Discrimination against women and girls ended	5.1.1. Whether national laws exist to promote gender equality and non-discrimination against women and girls	2018	Law being drafted for 2019 approval	LWU
5.2. Violence against women and girls in public and private spheres eliminated	**5.2.1. Proportion of ever-partnered women and girls aged 15 years and older who report having been subject to physical or sexual violence (%)	2014		LSB: LNS-WHLE
	- by current/former intimate partner		15.3	
	- by partner or non-partner		20.2	
	**5.2.2. Proportion of women and girls aged 15 years and older who report having been subject to sexual violence by persons other than intimate partner (%)	2014	5.3	
5.3. All harmful practices, such as child, early and forced marriage, eliminated	**5.3.2 Percentage of women aged 15-49 who gave birth	2011/ 12		LSB: LSIS
	By age 15		3.6	
	By age 18		19.4	
	**Percentage of women aged 20-24 years who gave birth		2.5	
	by age 15		18.2	
	by age 18			
	**5.3.3. Percentage of women age 15-49 married before age 15 years	2011 /12	9.3	LSB: LSIS
	**Percentage of women age 20-49 married before age 18 years		37.0	
	**Percentage of women aged 20-24 years married by age 15		8.9	
	married by age 18		35.4	
5.4. Unpaid care and domestic work recognized	5.4.1. ***Percentage of time spent on unpaid domestic and care work (Female/Male)	2012 /13	F 28.6 M 4.9	LSB: LECS
5.5. Women's effective participation & leadership at all levels of decision-making	5.5.1. ***Share of women in National Assembly (%)	2017	27.5	LWU
	5.5.2. ***Share of women in decision-making positions /leadership positions (political, economic and public life) (%)	2012	5	MoHA
5.6. Universal access to sexual and reproductive health and reproductive rights	5.6.1. ***Percentage of women of reproductive age (aged 15-49) whose demand for contraception is satisfied with modern methods	2011 /12	61.3	LSB: LSIS. See Indicator 3.7.1.

LECS = Lao Expenditure and Consumption Survey; LWU = Lao Women's Union; LNS-WHLE = Lao National Survey on Women's Health and Life Experiences; LSB: Lao Statistics Bureau; LSIS = Lao Social Indicators Survey; MoHA = Ministry of Home Affairs. Notes: *** indicates linkages with indicators in the NSEDP M&E framework. ** indicates indicators already reported by Government as part of other reports. These indicators are the outcome of the Government's SDG localization process. Consequently, they have been adapted to the Lao PDR context. Annex 2 provides the complete list of localized indicators.

Table A6. Indicators with available data for SDG 6

<i>SDG 6: Ensure availability and sustainable management of water and sanitation for all</i>				
<i>Selected SDG targets</i>	<i>Localized SDG Indicators</i>	<i>Year</i>	<i>Available value</i>	<i>Source</i>
6.1. Access to safe and affordable drinking water for all	***6.1.1. Proportion of population using an improved drinking water source (%) Total/ Rural/ Urban	2015	76/ 69/ 86	JMP (WHO & UNICEF) ^a
		2016/17	83.9	LSB: LSIS
6.2. Access to adequate and equitable sanitation and hygiene for all; open defecation ended.	***6.2.1. Proportion of population using an improved sanitation facility (%) Total/ Rural/ Urban (not shared)	2015	71/ 56 / 94	JMP (WHO & UNICEF)
		2016/17	71	LSB: LSIS
6.3. Improved water quality.	**6.2.2. Proportion of population practicing open defecation: Total/ Rural/ Urban	2015	23/ 37/ 1	JMP (WHO & UNICEF)
		2016/17	15.3	LSB: LSIS

JMP = Joint Monitoring Programme (WHO/UNICEF); LSB: Lao Statistics Bureau; LSIS = Lao Social Indicators Survey; UNICEF = United Nations Children's Fund; WHO = World Health Organization.

Notes: *** indicates linkages with indicators in the NSEDP M&E framework. ** indicates indicators already reported by Government as part of other reports. These indicators are the outcome of the Government's SDG localization process. Consequently they have been adapted to the Lao PDR context. Annex 2 provides the complete list of localized indicators.

^a JMP (WHO & UNICEF). Available from: [https://www.wssinfo.org/documents/?tx_displaycontroller\[type\]=country_files](https://www.wssinfo.org/documents/?tx_displaycontroller[type]=country_files) Accessed 21 May 2018.

Table A7. Indicators with available data for SDG 7*SDG 7: Ensure access to affordable, reliable, sustainable and modern energy for all*

<i>Selected SDG targets</i>	<i>Localized SDG Indicators</i>	<i>Year</i>	<i>Available value</i>	<i>Source</i>
7.1. Universal access to affordable, reliable and modern energy services	**7.1.1. Percentage of population with access to electricity (rural/urban)	2015	96.12	MEM
	**7.1.2. Percentage of households connected to the national electricity grid: Total	2017	92.54	MEM
	**7.1.3. Percentage of households using energy for cooking: ^a	2015	66.9	LSB: PHC
	Wood		23.9	
	Charcoal		4.2	
	Electricity		2.0	
Gas		3.0		
	Others			

LSB: Lao Statistics Bureau; MEM = Ministry of Energy and Mines; PHC = Population and Housing Census.

Notes: *** indicates linkages with indicators in the NSEDP M&E framework. ** indicates indicators already reported by Government as part of other reports. These indicators are the outcome of the Government's SDG localization process. Consequently, they have been adapted to the Lao PDR context. Annex 2 provides the complete list of localized indicators.

^a Replaces "Percentage of population with primary reliance on clean fuels and technology". Non-solid fuels are considered clean, while solid fuels are considered polluting and non-modern.

Table A8. Indicators with available data for SDG 8

<i>SDG 8: Promote sustained, inclusive and sustainable economic growth, full and productive employment and decent work for all.</i>				
<i>Selected SDG targets</i>	<i>Localized SDG Indicators</i>	<i>Year</i>	<i>Available value</i>	<i>Source</i>
8.1. Sustained per capita economic growth (at least 7 % in LDCs).	8.1.1. ***Real GDP Growth Rate (annual %)	2015	7.35 ^a	World Bank
8.2. Increased economic productivity.	8.2.1. ***Growth in labour productivity (GDP/per person employed) (%), age 15 and above.	2010-2015	5.4	LFS 2010 and PHC 2015 ^b
8.3. Policies to support decent job creation, entrepreneurship, creativity and innovation, and MSMEs	8.3.1. ***Proportion of own-account workers and contributing family workers in total employment, by sex (%), age 15 and above	2015	T 80.5 F 86.3 M 75.0	LSB: PHC.
	Own account workers	2017	T 28.2	LSB: LFS
	Contributing family workers		T 38.3	
	Total vulnerable workers		T 66.6	
8.5. Full and productive employment and decent work for all, with equal pay for work of equal value	8.5.2. ***Unemployment rate (% of labour force), ages 15 and above: Total/Female/ Male	2015	T 2.0 F 2.0 M 2.0	LSB: PHC ^c
	Unemployment (age 25 and above)	2017	T 9.4	LSB: LFS
	Youth unemployment (ages 15–24)		T 18.2	
	**8.5.3. Share of employed persons in the informal sector, ages 15 and above (Total/Female/ Male)	2015	T 80.5 F 86.3 M 75.0	LSB: PHC ^d
	8.5.4. Share of wage workers in total employment (%)	2017	T 32.4	LSB: LFS
8.6. Reduced proportion of youth not in employment, education or training	**8.6.1. Percentage of youth (aged 15-24) not in education, employment or training (%)	2015	Total 7.4 Female 7.3 Male 7.6	LSB: PHC ^e
8.7. Forced labour, human trafficking, and child labour ended.	**8.7.1. Percentage of children aged 5-17 in employment ("Working Children"), Total/Female/ Male	2010	Total 15 Female 17 Male 13	LSB: LCLS
	**8.7.2. Percentage of children aged 5-17 in hazardous labour	2010	Total 7.4 Female 8.2 Male 6.6	LSB: LCLS

^a Constant 2010 US dollars. Available from: <https://data.worldbank.org/> Accessed 21 May 2018.

^b The methodology for calculating labour productivity growth is described in the 2013 MDG Progress Report, which followed ILO recommendations. To ensure comparability with the 2010 Labour Force Survey, employment from the 2015 census is re-calculated for the age group 15 years and above.

^c To ensure comparability with the Labour Force Survey, unemployment rate is recalculated for the age group 15 years and above.

^d Recalculated for the 15+ age group from the 2015 census to ensure comparability with the Labour Force Survey. This only includes own account workers and unpaid family workers and does not include employees of informal sector enterprises and others adopted by the Seventeenth International Conference of Labour Statisticians.

^e Calculated from the Census. The numerator is the sum of those who are not employed and those who are not reported as "students". It is not possible to calculate "training" separately.

SDG 8: Promote sustained, inclusive and sustainable economic growth, full and productive employment and decent work for all.

<i>Selected SDG targets</i>	<i>Localized SDG Indicators</i>	<i>Year</i>	<i>Available value</i>	<i>Source</i>
8.9. Sustainable tourism creating jobs, and promoting local culture and products	8.9.1. Revenue from tourism (million US\$) (proxy indicator for jobs in tourism industries as a proportion of total jobs)	2014	641.6	WTO
8.10. Expanded access to banking, insurance and financial services	8.10.1. ** Number per 100,000 population (age 15 and above) of:			BoL ^a and LSB: PHC.
	- Automated teller machines (ATMs)	2016	24.5	
	- Bank branches, service units & microfinance institutions	2016	16.7	
	8.10.2. ** Percentage of adults (18 years & older) (Total/ Female/ Male):%			Boe-LSB-UNCDF-FinMark Trust: FSL
	- having a Savings Book/Savings account	2014	T 24	
	- having/used banked products/services offered by commercial or agricultural banks ("Banked adults")	2014	T36/F35/M36	
	- having used other formal non-bank products/services	2014	T11/F12/M10	
	- having used only informal mechanisms.	2014	T28/F29/M26	
8.a. Increase Aid for Trade support for developing countries	8.a.1. Mean number of days to clear imports	2016	2 ^b	Enterprise surveys, World Bank
	8.a.2. Number of days to obtain an operating license	2016	16.3	

BoL = Bank of Lao PDR; FSL = FinScope Lao PDR 2014 Survey; LCLS = Lao Child Labour Survey; LFS = Labour Force Survey; LSB: Lao Statistics Bureau; PHC = Population and Housing Census; UNCDF = United Nations Capital Development Fund; WTO = World Tourism Organization.

Notes: The 2017 Labour Force Survey has adopted new definitions and its results should be not directly compared with those of the 2010 Labour Force Survey. See text. The 2010 definitions of child labour may need adjustment to harmonize with the education law approved in July 2015.

*** indicates linkages with indicators in the NSEDP M&E framework. ** indicates indicators already reported by Government as part of other reports. These indicators are the outcome of the Government's SDG localization process. Consequently, they have been adapted to the Lao PDR context. Annex 2 provides the complete list of localized indicators.

^a 2016 data received from the Bank of Lao PDR, 96 bank branches, 485 bank service units, 158 financial institutions (microfinance) 1,079 ATMs. Recalculated with 2015 population data from the census.

^b Enterprise surveys, World Bank. Available from: <http://www.enterprisesurveys.org/data/exploreeconomies/2016/lao-pdr> Acces 21 May 2018.

Table A9. Indicators with available data for SDG 9

SDG 9: Build resilient infrastructure, promote inclusive and sustainable industrialization and foster innovation

<i>Selected SDG targets</i>	<i>Localized SDG Indicators</i>	<i>Year</i>	<i>Available value</i>	<i>Source</i>
9.1. Quality, reliable, sustainable and resilient infrastructure with affordable and equitable access for all	9.1.1. *** Share of the rural population who live in villages with all-weather road access ^a	2015	84.5	NCRDPE
	** 9.1.2. Passenger volumes (million passenger-km): ^b			
	- Road	2016	3,345.3	MPWT
	- Rail ^c	2016	--	
	- Air	2016	826.5	
	- Waterways	2016	97.9	
	** 9.1.3. Freight/goods volumes (million ton-km): ^d			
- Road	2016	626.5		
- Rail	--	--		
- Air	2016	1.546		
9.2. Inclusive and sustainable industrialization, increased industry's share in employment and GDP	9.2.1. *** Manufacturing value added:	2016		World Bank PHC
	- as a percentage of GDP (%)		8.785	
	- as per capita ^e (constant 2010 USD)		112.3	
9.2.2. *** Manufacturing employment as a percentage of total employment (%)		2017	Total 9.1 Male 7.0 Female 11.5	LSB: LFS
	9.3.2. Percentage of firms with a bank loan/line of credit	2016	12.4	Enterprise surveys, World Bank
9.4. Upgraded and sustainable industries, with increased resource-use efficiency and cleaner technologies.	9.4.1. CO ₂ emissions per unit of value added (kg per PPP \$ of GDP)	2013	0.067	CDIAC. ^f

CDIAC = Carbon Dioxide Information Analysis Centre; LFS = Labour Force Survey; LSB = Lao Statistics Bureau; MPWT = Ministry of Public Works and Transport; NCRDPE = National Committee for Rural Development and Poverty Eradication; PHC = Population and Housing Census.

Notes: *** indicates linkages with indicators in the NSEDP M&E framework. ** indicates indicators already reported by Government as part of other reports. These indicators are the outcome of the Government's SDG localization process. Consequently, they have been adapted to the Lao PDR context. Annex 2 provides the complete list of localized indicators.

^a Replaces *Share of the rural population who live within 2 km of an all-season road*, to harmonize with the NCRDPE programme.

^b Passenger-km is the number of passengers transported (by road/rail/air/water) times the number of kilometres travelled

^c Lao PDR only has a 3.5-kilometre railway linking Vientiane with Thailand's Nong Khai province.

^d Million ton-km is volume of the goods (transported by road vehicles/railways/waterways), measured in millions of metric tons times kilometres travelled. Air freight is the volume of freight, express, and diplomatic bags carried on each flight stage (operation of an aircraft from take-off to its next landing), measured in metric tons times kilometres travelled.

^e Calculated with 2015 census population data and World Bank data on *Manufacturing, value added (constant 2010 US\$)* for 201. Available from: <https://data.worldbank.org/> Accessed 21 May 2018.

^f The Carbon Dioxide Information Analysis Center, Oak Ridge National Laboratory, Tennessee. Available from: <https://data.worldbank.org/indicator/EN.ATM.CO2E.PP.GD> Accessed 21 May 2018.

Table A10. Indicators with available data for SDG 10

<i>SDG 10: Reduce inequality within and among countries</i>				
<i>Selected SDG targets</i>	<i>Localized SDG Indicators</i>	<i>Year</i>	<i>Available value</i>	<i>Source</i>
10.1. Income growth of bottom 40 per cent	10.1.1. *** Mean annualized percentile growth rate in consumption, total population (%) ^a	2007/8–2012/13	1.7	LSB: LECS
	- Annualized growth rate of average consumption among the bottom 40 per cent of population		1.3	
10.2. Social, economic & political inclusion	10.2.1. Income share held by lowest 20%	2012/13	7.25	LSB: LECS
10.5. Financial regulation & monitoring	10.5.1. Bank of Lao PDR laws and related regulations revised and enacted toward compliance with international standards: ^b	2016		BoL
	- i) Law on Bank of Lao PDR		Started	
	- ii) Law on Commercial Bank		Started	
	- iii) Securities Law		--	
	- (iv) Payment System Law		Approved 2017	

BoL = Bank of Lao PDR; LECS = Lao Expenditure and Consumption Survey; LSB = Lao Statistics Bureau;

Notes: *** indicates linkages with indicators in the NSEDP M&E framework. ** indicates indicators already reported by Government as part of other reports. These indicators are the outcome of the Government's SDG localization process. Consequently, they have been adapted to the Lao PDR context. Annex 2 provides the complete list of localized indicators.

^a The global SDG indicator formulation is *Growth rates of household expenditure or income per capita among the bottom 40 per cent of the population and the total population.*

^b The SDG target 10.5 is meant to be tracked with *Financial Soundness Indicators*. BOL specifies that "Revised" means National Assembly approves the revision, while "Enacted" means the National Assembly promulgates the new Law.

Table A11. Indicators with available data for SDG 11*SDG 11: Make cities and human settlements inclusive, safe, resilient and sustainable.*

<i>Selected SDG targets</i>	<i>Localized SDG Indicators</i>	<i>Year</i>	<i>Available value</i>	<i>Source</i>
11.1. Adequate, safe and affordable housing and basic services	11.1.1. *** Proportion of urban population living in inadequate housing ^a	2011	20	LSB: LSIS
11.4. Protection of the world's cultural and natural heritage	11.4.1. *** Number of national cultural / historical heritage sites	--	See text	MOICT
	11.4.2. *** Number of natural tourist attraction sites/natural heritage sites	--	See text	MOICT
	11.4.3. Number of UNESCO World Heritage sites	2017	2	UNESCO ^b
11.5. Disaster impact (on people & economy) reduced.	11.5.1. *** Number of deaths/ missing/ persons directly affected by natural disasters per 100,000 people	2015	738 per 100,000	EM-DAT. See 1.5.1 and 13.1.2
11.6. Adverse per capita environmental impact of cities reduced, especially on air quality and waste management	11.6.1 Coverage of waste collection services (%) in urban areas: ^c			
	- Vientiane Capital	2016	85.80	MPWT
	- Luang Prabang	2016	100	
	- Savannakhet	2016	55	
	- Champasack	2016	40.5	

EM-DAT = International Disaster Database, Centre for Research on the Epidemiology of Disasters; LSB = Lao Statistics Bureau; LSIS = Lao Social Indicators Survey; MOICT = Ministry of Information, Culture and Tourism; MPWT = Ministry of Public Works and Transport; UNESCO = United Nations Educational, Scientific and Cultural Organization.

Notes: *** indicates linkages with indicators in the NSEDP M&E framework. ** indicates indicators already reported by Government as part of other reports. These indicators are the outcome of the Government's SDG localization process. Consequently, they have been adapted to the Lao PDR context. Annex 2 provides the complete list of localized indicators.

^a Calculated by LSB for the 2013 MDG Progress Report, where inadequate housing in the Lao urban context was defined as a house that lacks one or more of the following: an improved drinking water source, improved sanitation facilities, a roof and proper flooring (e.g., earthen floor is considered as lack of proper flooring). The UN defines this SDG indicator as the proportion of people living in households, which lack one or more of the following: durable housing, sufficient living space, easy access to safe water, access to adequate sanitation, and security of tenure. However, in Lao PDR, some non-durable housing materials are culturally acceptable and cannot be defined as slums.

^b (i) Town of Luang Prabang, (ii) Vat Phou and Associated Ancient Settlements within the Champasak Cultural Landscape.

^c The SDG indicator is *Percentage of urban solid waste regularly collected and with adequate final discharge with regard to the total waste generated by the city*. No nation-wide statistics on recycling are available.

Table A13. Indicators with available data for SDG 13

<i>SDG 13: Take urgent action to combat climate change and its impacts</i>				
<i>Selected SDG targets</i>	<i>Localized SDG Indicators</i>	<i>Year</i>	<i>Available value</i>	<i>Source</i>
13.1. Resilience and adaptive capacity to climate-related hazards and natural disasters	13.1.1. Establishment of national disaster risk reduction strategy and plan, including local disaster risk reduction strategies and plans of action.			MoNRE
	13.1.2. ***Persons per 100,000 directly affected (dead, missing, homeless/displaced) by natural disasters	2015	738 per 100,000	Data from EM-DAT ^a . See 1.5.1

EM-DAT = International Disaster Database, Centre for Research on the Epidemiology of Disasters; MoNRE = Ministry of Natural Resources and Environment.

Notes: *** indicates linkages with indicators in the NSED P M&E framework. ** indicates indicators already reported by Government as part of other reports. These indicators are the outcome of the Government's SDG localization process. Consequently, they have been adapted to the Lao PDR context. Annex 2 provides the complete list of localized indicators.

^a Available from: <http://www.emdat.be/database> Accessed 21 May 2018.

Table A14. Indicators with available data for SDG 14

<i>SDG 14: Conserve and sustainably use aquatic resources for sustainable development</i>				
<i>Selected SDG targets</i>	<i>Localized SDG Indicators</i>	<i>Year</i>	<i>Available value</i>	<i>Source</i>
14.4. Fish stocks restored to produce maximum sustainable yield.	14.4.1. Kilometres of fish conservation zones ^a - ** Number of fish conservation zones	-- 2011	-- 197	MAF

MAF = Ministry of Agriculture and Forestry.

Notes: ******* indicates linkages with indicators in the NSEDP M&E framework. ****** indicates indicators already reported by Government as part of other reports. These indicators are the outcome of the Government's SDG localization process. Consequently, they have been adapted to the Lao PDR context. Annex 2 provides the complete list of localized indicators.

^a Reported in the 2013 MDG Report. Proxy indicator for the SDG indicator "Proportion of fish stocks within biologically sustainable levels", as stock assessments of each stock are currently not available.

Table A15. Indicators with available data for SDG 15

SDG 15: Protect, restore and promote sustainable use of terrestrial ecosystems, sustainably manage forests, combat desertification, and halt and reverse land degradation and halt biodiversity loss

<i>Selected SDG targets</i>	<i>Localized SDG Indicators</i>	<i>Year</i>	<i>Available value</i>	<i>Source</i>	
15.1. Conservation, restoration and sustainable use of terrestrial and inland freshwater ecosystems and services.	15.1.1. *** Forest area (percentage of total land area) of which:	2018	58.0	National REDD+ Strategy (Draft as of Feb 2018)	
	- plantations		0.6		
	15.1.2. Percentage of land area covered by protection forest area	2015	20		
15.2. Sustainable management of all types of forests	15.2.2. ** Proportion of land area covered by conservation forests	2015	15.1	National REDD+ Strategy (Draft as of Feb 2018)	
15.3. Degraded land and soil restored	15.3.1. ** Percentage of rural villages reporting land degradation	2010/11	Total 29	MAF; LCA	
			Light		20
			Moderate		8
			Severe		1
15.5. Biodiversity and protection of threatened species	15.5.1. *** Number of species threatened with extinction	2017	210	IUCN Red List	

IUCN = International Union for Conservation of Nature; LCA = Lao Census of Agriculture; MAF = Ministry of Agriculture and Forestry; REDD+ = Reducing Emissions from Deforestation and Forest Degradation (under the United Nations Framework Convention on Climate Change).

Available classifications are presented in Tables 4 and 5, and Box 2.

Notes: *** indicates linkages with indicators in the NSEDP M&E framework. ** indicates indicators already reported by Government as part of other reports. These indicators are the outcome of the Government's SDG localization process. Consequently, they have been adapted to the Lao PDR context. Annex 2 provides the complete list of localized indicators.

Table A16. Indicators with available data for SDG 16

SDG 16: Promote peaceful and inclusive societies for sustainable development, provide access to justice for all and build effective, accountable and inclusive institutions at all levels

<i>Selected SDG targets</i>	<i>Localized SDG Indicators</i>	<i>Year</i>	<i>Available value</i>	<i>Source</i>
16.1. All forms of violence ^a and related death rates reduced	16.1.1. Number of victims of intentional homicide per 100,000 population	2012	7.1	WHO: WHS 2016.
	16.1.2. **Percentage of young women and men aged 18-24 who experienced physical violence by age 18 (Total/ Female/ Male)	2015	T 16 F 15 M 17	LSB: VACS
	16.1.3. **Percentage of young women and men aged 18-24 who experienced emotional violence by age 18 (Total/ Female/ Male)	2015	T 21.1 F 24 M 17.7	
16.2. Abuse, exploitation, trafficking and all forms of violence against children ended	16.2.1. ** Percentage of children (1-17) who reported having been subject to physical violence over the past year (Total/ Female/ Male)	2015	T 6.6 F 8.2 M 7.4	
	16.2.2 **Percentage of children who reported having been subject to emotional violence over the past year, (Total/ Female/ Male)	2015	T 9.6 F 10.1 M 9.8	
	16.2.4. **Percentage of young women and men aged 18-24 who experienced sexual abuse by age 18 (Total/ Female/ Male)	2015	T 9.5 F 7.3 M 12.0	LSB: VACS
16.3. Rule of law and equal access to justice for all	16.3.1. Ratio of cases successfully enforced by Ministry of Justice to total cases submitted by courts	2016	1:3.5	People's Supreme Court and MoJ
16.6. Effective, accountable and transparent institutions	16.6.3. Number of months after the end of the financial year when Ministry of Finance issues the preliminary annual budget execution report. (Target 6 months)	2016	24 months	MoF & MPI
	16.6.4. Number of months after the end of the financial year when the audited budget execution report approved by the National Assembly becomes publicly available (target: 12 months (target: 6 months)	2016	Not published	
16.7 Decision-making	16.7.1. **Share of women among public employees (%)	2017	45	MoHA & LWU
16.9 Legal identity for all, including birth registration	16.9.1. *** Percentage of children under 5 whose births have been registered with a civil authority (Total/ Female/ Male)	2011/12	T 74.8 F 75.2 M 74.3	LSB: LSIS
		2016/17	T 73	LSB: LSIS

LSB = Lao Statistics Bureau; LSIS = Lao Social Indicators Survey; LWU = Lao Women's Union; MoF = Ministry of Finance; MoJ = Ministry of Justice; MPI = Ministry of Planning and Investment; MoHA = Ministry of Home Affairs; VACS = Violence Against Children Survey, WHO = World Health Organization; WHS = World Health Statistics.

Notes: *** indicates linkages with indicators in the NSEDP M&E framework. ** indicates indicators already reported by Government as part of other reports. These indicators are the outcome of the Government's SDG localization process. Consequently, they have been adapted to the Lao PDR context. Annex 2 provides the complete list of localized indicators.

^a See SDG 5 also on violence against women and girls.

Table A17. Indicators with available data for SDG 17

SDG 17: Strengthen the means of implementation and revitalize the global partnership for sustainable development

Selected SDG targets	Localized SDG Indicators	Year	Available value	Source	
17.4. Long-term debt sustainability	17.4.1. ***Total debt service as percentage of exports of goods, services and primary income	2015	10.851	World Bank ^a	
17.6. Access to science, technology, and innovation	17.6.1. Fixed Internet broadband subscriptions per 100 people, by speed	2015	0.525	ITU ^b	
		2016	0.342		
17.8. Enhanced use of enabling technology, in particular, ICT	17.8.1. ***Percentage of population registered as internet users through landline & wireless.	2015	7	MPT	
	17.8.2. ***Percentage of population registered as mobile phone users	2015	57	MPT Report, NSEDP	
	17.8.3. Percentage of households owning a mobile phone	2015	86	LSB: PHC	
	17.8.4. ***Percentage of population registered as landline and wireless home phone users	2015	14	MPT Report, NSEDP	
	17.8.3. Percentage of Individuals using the Internet (%)	2016	21.87	ITU estimate only. See text	
17.15. The country's policy space and leadership respected	17.15.1. Extent of use of country-owned results frameworks and planning tools by providers of development cooperation: - % Alignment with NSEDP and sector Plans - % Alignment to country-led results - % Use of National M&E systems	2016		Second Monitoring Round of the Global Partnership for Effective Development Co-operation	
			95		
			63		
			56		
17.16. Enhanced partnerships for sustainable development and multi-stakeholder development effectiveness monitoring frameworks	17.16.1. Mechanism in place for rigorously monitoring and reporting on the implementation of the Vientiane Declaration and its Country Action Plan that supports the achievement of the SDGs.	2017	Yes	MPI	
	17.16.2. Number of development partners (agencies) reporting progress against development effectiveness indicators: - Multilateral development partners o of which UN agencies - Bilateral development partners	2016			Second Monitoring Round of the Global Partnership for Effective Development Co-operation
17.19. Statistical capacity-building to enable measurements of progress on sustainable development	17.19.1. Completion of at least one population and housing census in the last 10 years	2015	Yes	LSB	
	17.19.2. . *** Percentage of birth registration achieved (Total/ Female/ Male)	2011/12	T 74.8 F 75.2 M 74.3	LSB: LSIS	
			2016/17		T 73

ICT = information and communications technology, ITU = International Telecommunication Union; LSB = Lao Statistics Bureau; LSIS = Lao Social Indicators Survey; MPI = Ministry of Planning and Investment; MPT = Ministry of Post and Telecommunications; NSEDP = National Socio-Economic Development Plan; PHC = Population and Housing Census.

Notes: *** indicates linkages with indicators in the NSEDP M&E framework. ** indicates indicators already reported by Government as part of other reports. These indicators are the outcome of the Government's SDG localization process. Consequently, they have been adapted to the Lao PDR context. Annex 2 provides the complete list of localized indicators.

^a Available from: <https://data.worldbank.org/> Accessed 21 May 2018.

^b There are 4 main operators: LTC, BEELINE, UNITEL, ETL. Available from: <http://www.itu.int/en/ITU-D/Statistics/Pages/stat/default.aspx> Accessed 21 May 2018.

Table A18. Indicators with available data for SDG 18*SDG 18: Remove the UXO obstacle to national development*

<i>Selected SDG 18 Targets, summarized</i>	<i>Localized SDG Indicators</i>	<i>Year</i>	<i>Available value</i>	<i>Source</i>
18.1: Zero annual casualties from UXO accidents.	***18.1.1 Number of reported UXO casualties (disaggregated by age group and sex): Total/male (boy)/female (girl)	2016	T 59 M 51 (boy 32) F 8 (girl 5)	NRA: UXO Sector Completion Report 2016 and 2017
		2017	T 41 M 23 (boy 8) F 18 (girl 7)	
		2017	29	
18.2: UXO contamination cleared from high priority areas and villages defined as 'poor'.	18.2.1. Number of hectares of high priority Confirmed Hazardous Areas in Focal Development Areas having completed clearance. ^{a b}	2016	539	NRA
		2017	588	
	18.2.2. Number of villages defined as 'poor' with Confirmed Hazardous Areas remaining to be cleared.	2016	2,389	NRA: IMSMA
		2017	2,389	
18.3: Identified UXO survivors' health and livelihoods needs met	18.3.1. Percentage of registered active-age UXO survivors unable to earn sufficient income with access to basic income security (%)	2016	4.5	NRA: Calculated from IMSMA
		2017	5	
	18.3.2. Percentage of registered UXO survivors mainstreamed into health, education and employment services (%)	2016	13.4	NRA: Calculated from IMSMA
		2017	16.5	

IMSMA = Information Management System for Mine Action; National Regulatory Authority for the UXO/Mine Action Sector

Notes: *** Indicates linkages with indicators in the NSEDP M&E framework. ** indicates indicators already reported by Government as part of other reports. These indicators are the outcome of the Government's SDG localization process. Consequently, they have been adapted to the Lao PDR context. Annex 2 provides the complete list of localized indicators.

^a As the full extent of contamination is currently unknown, the Government of Lao PDR plans to undertake a full survey of contamination by 2021. The UXO sector is now in the process of technical survey to define the boundaries of the confirmed hazardous areas across the country. Once the survey is completed, then the percentage of high priority hazardous areas remaining to be cleared can be calculated.

^b This indicator is not exhaustive, but shows the progress towards target 18.2 during the reporting period (2016-2017).

ANNEX 2. LIST OF LOCALIZED SDG INDICATORS AS OF 1 NOVEMBER 2017

Selected Targets	Localized SDG Indicators
1.1. Extreme poverty	1.1.1. **% of population below the international poverty line (\$1.90 a day (2011 PPP))
1.2. Poverty reduction	1.2.1. ***% of population living below the national poverty line
	1.2.2. ***% families defined as poor by the National Committee on Rural Development and Poverty Eradication
1.3. Social protection systems & coverage	1.3.1. ***% population covered by National Social Security Fund
	1.3.2. ***% population covered by all social health protection schemes
	1.3.3. Population covered by all social protection schemes
1.4. Equal rights to resources & services	1.4.1. ***% of population living in households with access to basic services: (selected indicators from SDGs 3, 6, 4, 7, 8)
	1.4.2. Ratio of bank accounts to adult population
	1.4.3. % of adults with secure tenure rights to land
	1.4.4. Number of certificates for tenure rights to land
1.5. Resilience & reduced vulnerability to shocks & disasters	1.5.1. ***Persons per 100,000 directly affected (dead, missing, homeless/displaced) by natural disasters
	1.5.2. Establishment of disaster risk reduction strategies at national and sub-national levels: National: Yes/No Provincial: Number of provinces with DRR strategies
	1.5.3. Enhanced early warning system and climate information system: Yes/No
1.a. Resources to end poverty	1.a.1. ***General government expenditure on health % of total government expenditure % of GDP
	1.a.2. ***General government expenditure on education % of total government expenditure % of GDP
	1.a.3. ***General government expenditure on social protection % of total government expenditure % of GDP
2.1. Access to safe, nutritious & sufficient food all year round	2.1.1. ***Prevalence of undernourishment in the population (%)
	2.1.2. ***Proportion of population consuming less than the minimum dietary energy requirements of 2100 kcal/ person/day (under the Food Poverty Line defined by the Government)(%)
	2.1.3. Prevalence of moderate or severe food insecurity in the population, based on the Food Insecurity Experience Scale (FIES) and the Food Consumption Score (%)
2.2. End malnutrition, including child stunting, wasting & overweight	2.2.1. ***Prevalence of stunting among children under 5 years of age (%)
	2.2.1.a. Prevalence of stunting among under 2 year olds (for Lao PDR's commitment to SUN 1,000 days programme)
	2.2.2. ***Prevalence of wasting among children under 5 (%)
	2.2.3. ***Prevalence of overweight among children under 5(%)
2.3. Agricultural productivity & incomes of small-scale food producers	2.3.1. Agricultural value added per worker (USD)
2.a. Investment to enhance agricultural productive capacity	2.a.1. ***Share of agricultural spending in GDP, where agriculture includes crops, livestock, fisheries, productive forestry, and hunting sectors (%)
	2.a.2. ***Total official flows (official development assistance plus other official flows) disbursed to the agriculture sector (USD)
3.1. Maternal mortality reduction	3.1.1. ***Maternal mortality ratio (per 100,000 live births)
	3.1.2. ***Proportion of births attended by trained health personnel

Selected Targets	Localized SDG Indicators
3.2. Neonatal and under-5 mortality reduction	3.2.1. ***Under-five mortality rate (per thousand live births) 3.2.2. Neonatal mortality rate (per thousand live births)
3.3. Fighting AIDS, tuberculosis, malaria & neglected tropical diseases, hepatitis, water-borne and other communicable diseases	3.3.1. ***Estimated number of new HIV infections : Total Male Female 3.3.2. ***% of people with diagnosed HIV receiving sustained ART 3.3.3. ***Incidence of TB (all forms) per 100,000 population 3.3.4a. ***Malaria incidence rate per 1000, Lao PDR 3.3.4b. *** Malaria incidence rate per 1000 among the population living in areas where malaria transmission occurs 3.3.5. Infants receiving three doses of hepatitis B vaccine (%)
3.4. Reduction of NCDs mortality and promotion of mental health	3.4.1. Probability of dying from any of the following cardiovascular disease, cancer, diabetes or chronic respiratory disease between age 30 and exact age 70 (%) 3.4.2. Suicide mortality rate, per 100,000 population
3.5. Substance abuse prevention & treatment	3.5.1. Alcohol per capita consumption (aged 15 years and older) within a calendar year in litres of pure alcohol
3.6. Reduction of road traffic deaths & injuries	3.6.1. Number of road traffic deaths a year per 100,000 population
3.7. Sexual and reproductive health-care services	3.7.1. ***Percentage of women of reproductive age (aged 15-49) whose demand for contraception is satisfied with modern methods 3.7.2. ***Adolescent birth rate (aged 15-19 years) per 1,000 women in that age group
3.8. Universal health coverage	3.8.1. Coverage of essential health services ¹⁴⁷ : Prevention: **% Antenatal care coverage (at least 4 visits) (%) **% Measles & rubella (MR) coverage (%) among 9-12 months old children **Family planning coverage (Indicator 3.7.1), Non-use of tobacco (subtracted from Indicator 3.a.1), **Improved water source (Indicator 6.1.1), **Adequate sanitation (indicator 6.2.1). Treatment **% of tuberculosis cases detected under DOTS **% of tuberculosis cases cured under DOTS **Skilled birth attendance (Indicator 3.1.2)% **Antiretroviral therapy (Indicator 3.3.2)% 3.8.2. *** Out of pocket health expenditure as % of total health expenditure 3.8.2. Proportion of population with household expenditures on health greater than 25% of total household expenditure or income Proportion of population with household expenditures on health on health greater than 10% as a share of total household expenditure or income 3.8.3. ***Out of pocket health expenditure per capita (USD) 3.8.4. ***% population covered by social health protection schemes (national health insurance scheme)
3.9. Reduction of mortality/morbidity from hazardous chemicals, pollution & contamination	3.9.1. Deaths per year due to air pollution: Indoor Outdoor 3.9.2. Estimated deaths/year attributable to unsafe water, unsafe sanitation and lack of hygiene (diarrhoea only)
3.a. Implementation of the World Health Organization Framework Convention on Tobacco Control	3.a.1. Age-standardized prevalence of current tobacco use among persons aged 15 and above (%) Total/female/ male 3.a.2. Prevalence of current tobacco use among adolescents age 13-15 years (%) Female/male
3.b. Research &	3.b.1. Percentage of health facilities with essential medicines available based on MoH essential drug list

Selected Targets	Localized SDG Indicators
development of vaccines and medicines, access to affordable essential medicines and vaccines for all	3.b.2. *** Total net official development assistance disbursed to the basic health sector
	3.b.3. Total net official development assistance for health as % of total health expenditure
3.c. Health financing and health workforce	3.c.1. Health workers per 1000 population, by urban/rural/ province/doctors/ nurses/ midwives
4.1. Completion of free, equitable & quality primary and secondary education, leading to relevant and effective learning outcomes	*** 4.1.1. Proportion of students at each education level having achieved minimum proficiency level in reading and mathematics, at end of: - primary - lower secondary
	4.1.2. Percentage of children age 6-16 years out of school: total/ female / male(% of total age group)
	4.1.3. Number of children age 6-16 years out of school Primary: female/male Lower secondary: female/male Upper secondary: female/male
	** 4.1.4 Survival rate, primary (%)
	*** 4.1.5. Completion rate, primary education ¹⁴⁸ (%) Total Female Male
	*** 4.1.6. Completion rate, lower secondary education ¹⁴⁹ (%) Total Female Male
	*** 4.1.7. Completion rate, upper secondary education ¹⁵⁰ (%) Total Female Male
	4.2. Equal access to quality ECD, care & pre-primary education
4.3. Equal access to affordable and quality technical, vocational & tertiary education, including university	4.3.1. *** Number of male/female students enrolled in vocational education & training: Total Female Male
	4.3.2. *** Percentage of male/female graduates from A. Lower Secondary B. Upper Secondary enrolled in vocational education
4.4. Youth and adults with relevant skills, for employment, decent jobs and entrepreneurship	** 4.4.1. Percentage of youth (15-24) having used the computer/ internet: (female/male) (%) Computer during last 12 months Internet during last 12 months
4.5. Elimination of gender disparities in education, equal access for all vulnerable groups, (disabilities, indigenous and children in vulnerable situations)	*** 4.5.1. Female/Male Gender parity indices for enrolment (gross) Primary Lower Secondary Upper Secondary
	*** 4.5.2. Female/Male Gender parity indices for completion Primary, Lower Secondary Upper Secondary

Selected Targets	Localized SDG Indicators
4.6. Youth and adult literacy and numeracy	<p>***4.6.1. Percentage of adult (15+ years) population reporting ability to read and write (Total/Female/Male)</p> <p>*** 4.6.2. Percentage of youth 15-24 years old reporting ability to read and write (Total/Female/Male): Age 15–19 years Age 20–24 years</p>
4.a. Child-, disability- and gender-sensitive education facilities for safe, non-violent, inclusive and effective learning environments	<p>4.a.1.1. % schools with access to safe and adequate handwashing water facilities based on national standards.</p> <p>4.a.1.2. % schools with adequate sanitation facilities (toilets) segregated by sex</p> <p>4.a.1.3. % schools with access to electricity</p> <p>4.a.1.4. % of schools with access to computers for pedagogical purposes</p> <p>4 a.1.5. % of primary schools that have WASH facilities meeting national standards</p>
4.c. Increased supply of qualified teachers	<p>4.c.1.1. % of teachers having completed teacher-education programme “trained teachers” (Female/ Male) Primary Lower Secondary Upper Secondary</p>
5.1. Discrimination against women and girls ended	<p>5.1.1. Whether national laws exist to promote gender equality and non-discrimination against women and girls</p> <p>5.1.2. Whether mechanisms are operational in ‘enforcing and monitoring’ the implementation of legal frameworks for each area of law.</p>
5.2. Violence against women and girls in public and private spheres eliminated	<p>**5.2.1. Proportion of ever-partnered women and girls aged 15 years and older who report having been subject to physical or sexual violence (%) - by current/former intimate partner - by partner or non-partner</p> <p>**5.2.2. Proportion of women and girls aged 15 years and older who report having been subject to sexual violence by persons other than intimate partner (%)</p>
5.3. All harmful practices, such as child, early and forced marriage, eliminated	<p>5.3.1. *** Adolescent pregnancy as % of total pregnancy</p> <p>**5.3.2 Percentage of women aged 15-49 who gave birth By age 15 By age 18 **% of women aged 20-24 years who gave birth by age 15 by age 18</p> <p>**5.3.3. % of women age 15-49 married before age 15 years **% of women age 20-49 married before age 18 years **% of women aged 20-24 years married by age 15 married by age 18</p>
5.4. Unpaid care and domestic work recognized	<p>5.4.1. ***Percentage of time spent on unpaid domestic and care work (Female/Male)</p>
5.5. Women’s effective participation & leadership at all levels of decision-making	<p>5.5.1. ***% women in National Assembly</p> <p>5.5.2. ***% of women in decision-making positions /leadership positions (political, economic and public life).</p>
5.6. Universal access to sexual and reproductive health and reproductive rights	<p>5.6.1. ***Percentage of women of reproductive age (aged 15-49) whose demand for contraception is satisfied with modern methods</p>
5.a. Equal rights/access to economic resources in accordance with national laws	<p>5.a.1. The legal framework (including customary law) guarantees women’s equal rights to land ownership and/or control</p>
5.b Information and communications technology to promote women’s empowerment	<p>5.b.1. ***% of population registered as mobile phone users disaggregated by sex</p>

Selected Targets	Localized SDG Indicators
6.1. Access to safe and affordable drinking water for all	***6.1.1. Proportion of population using an improved drinking water source (%) Total/ Rural/ Urban
6.2. Access to adequate and equitable sanitation and hygiene for all; open defecation ended.	***6.2.1. Proportion of population using an improved sanitation facility (%) Total/ Rural/ Urban
	**6.2.2. Proportion of population practicing open defecation: Total/ Rural/ Urban
6.3. Improved water quality, reduced pollution and untreated wastewater.	6.3.1. % of urban population using water from sources with zero e-coli
6.4. Water-use efficiency and sustainable withdrawals and supply of freshwater	**6.4.1. Water stress: Freshwater withdrawal as a proportion of available freshwater resources
6.a. International cooperation and capacity-building support to water- and sanitation sector	***6.a.1. Net official development assistance and official aid from all sources for the water & sanitation sector (million US\$): Total for sector:
	Water sector & resources
	Sanitation & waste management)
	For both water and sanitation (e.g., systems)
	***Total expenditure for the water sector
	***Total expenditure for the sanitation/ hygiene sector
7.1. Universal access to affordable, reliable and modern energy services	**7.1.1. Percentage of population with access to electricity (rural/urban)
	**7.1.2. Percentage of households connected to the national electricity grid: Total
	**7.1.3. % of households using energy for cooking:
	Wood Charcoal Electricity Gas Others
7.2. Increased share of renewable energy in the global energy mix	7.2.1. Renewable energy share in the total final energy consumption
7.3. Improved energy efficiency	7.3.1. Energy intensity level of primary energy (ratio between energy supply and gross domestic product) (MJ/\$2011 PPP)
8.1. Sustained per capita economic growth (at least 7 % in LDCs).	8.1.1. ***Real GDP Growth Rate (annual %)
8.2. Increased economic productivity.	8.2.1. ***Growth in labour productivity (GDP/per person employed) (%)
8.3. Policies to support decent job creation, entrepreneurship, creativity and innovation, and MSMEs	8.3.1. ***Proportion of own-account workers and contributing family workers in total employment, by sex (%)
8.4. Improved resource efficiency in consumption and production.	8.4.1. Material footprint, material footprint per capita, and material footprint per GDP
	8.4.2. Domestic material consumption, domestic material consumption per capita, and domestic material consumption per GDP
8.5. Full and productive employment and decent work for all, with equal pay for work of equal value	8.5.1. Average hourly earnings of employees by sector
	8.5.2. ***Unemployment rate (% of labour force), ages 15 and above: Total/Female/ Male
	**8.5.3. Share of employed persons in the informal sector, ¹⁵¹ ages 15 and above (Total/Female/ Male)
8.6. Reduced proportion of youth not in employment, education or training	**8.6.1. Percentage of youth (aged 15-24) not in education, employment or training (%)
8.7. Forced labour, human	**8.7.1. Percentage of children aged 5-17 in employment ("Working Children"), Total/Female/ Male

Selected Targets	Localized SDG Indicators
trafficking and child labour ended.	**8.7.2. Percentage of children aged 5-17 in hazardous labour
8.8. Labour rights and occupational safety	8.8.1. Number of cases of fatal and non-fatal occupational injury reported during the reference year
8.9. Sustainable tourism creating jobs, and promoting local culture and products	8.9.1. Revenue from tourism (million US\$)
8.10. Expanded access to banking, insurance and financial services	8.10.1. ** Number per 100,000 population (age 15 and above) of:
	- Automated teller machines (ATMs)
	- Bank branches, service units & microfinance institutions
	8.10.2. ** Percentage of adults (18 years & older) (Total/ Female/ Male):%
	- having a Savings Book/Savings account
- having/used banked products/services offered by commercial or agricultural banks ("Banked adults")	
- having used other formal non-bank products/services	
- who have used only informal mechanisms	
8.10.3. Ratio of bank accounts to adult population	
8.a. Increase Aid for Trade support for developing countries	8.a.1. Mean number of days to clear imports
	8.a.2. Number of days to obtain an operating license
8.b. Global Jobs Pact of the ILO implemented	8.b.1. Total government spending in social protection and employment programmes as a percentage of the national budget and GDP
9.1. Quality, reliable, sustainable and resilient infrastructure with affordable and equitable access for all	9.1.1. *** Share of the rural population who live in villages with all-weather road access
	**9.1.2. Passenger volumes (million passenger-km):
	Road
	Rail ¹⁵²
	Air
Waterways	
**9.1.3. Freight/goods volumes (million ton-km):	
Road	
Rail	
Air	
Waterways	
9.2. Inclusive and sustainable industrialization, increased industry's share in employment and GDP	9.2.1. *** Manufacturing value added: as a percentage of GDP (%) as per capita (constant 2010 USD)
	9.2.2. *** Manufacturing employment as a percentage of total employment (%)
9.3. Access of small-scale industries to financial services and integration into value chains and markets	9.3.1. Percentage share of small-scale industries in total industry value added
	9.3.2. Percentage of firms with a bank loan/line of credit
9.4. Upgraded and sustainable industries, with increased resource-use efficiency and cleaner technologies.	9.4.1. CO ₂ emissions per unit of value added (kg per PPP \$ of GDP)
9.a. Financial, technological and technical support to sustainable and resilient infrastructure	9.a.1. Total value of ODA and foreign direct investment (FDI) earmarked for infrastructure projects
9.b. Industrial diversification and value addition to commodities	9.b.1. Percentage of medium and high-tech industry value added in total value added

Selected Targets	Localized SDG Indicators
9.c. Access to ICT and to the internet	9.c.1. Percentage of population covered by a mobile network, regardless of use, disaggregated by technology
10.1. Income growth of bottom 40 per cent	10.1.1. *** Mean annualized percentile growth rate in consumption, total population (%) - Annualized growth rate of average consumption among the bottom 40 per cent of population
10.2. Social, economic & political inclusion	10.2.1. Income share held by lowest 20% 10.2.2. *** % of households living below 50% of median income
10.4. Fiscal, wage & social protection policies	10.4.1. Labour share of GDP, comprising wages (%)
10.5. Financial regulation & monitoring	10.5.1. Bank of Lao PDR laws and related regulations revised and enacted toward compliance with international standards: - i) Law on Bank of Lao PDR - ii) Law on Commercial Bank - iii) Securities Law - (iv) Payment System Law
11.1. Adequate, safe and affordable housing and basic services	11.1.1. ** Proportion of urban population living in inadequate housing
11.4. Protection of the world's cultural and natural heritage	11.4.1. *** Number of national cultural (& historical) heritage sites 11.4.2. *** Number of natural tourist attraction sites/natural heritage sites 11.4.3. Number of UNESCO World Heritage sites 11.4.4. State Budget support to above sites: - amount - expenditure
11.5. Disaster impact (on people & economy) reduced.	11.5.1. *** Number of deaths/ missing/ persons directly affected by natural disasters per 100,000 people
11.6. Adverse per capita environmental impact of cities reduced, especially on air quality and waste management	11.6.1. Coverage of waste collection services (%) in urban areas: - Vientiane Capital - Luang Prabang - Savannakhet - Champasak 11.6.3. Annual mean concentrations of fine particulate matter (PM 10) in selected cities (µg/m3): - PM10 - PM2.5
11b. Climate-friendly and resilient cities and settlements	11.b.1. % of district governments with local disaster risk reduction strategies in line with Sendai Framework 11.b.2. Establishment of national disaster risk reduction strategy and plan, including local disaster risk reduction strategies and plans of action
12.1. 10-Year Framework for SCP implemented	12.1.1. Sustainable Consumption and Production (SCP) National Action Plan adopted or mainstreamed into national policies
12.2. Sustainable management and efficient use of natural resources	12.2.1. Material footprint, material footprint per capita, and material footprint per GDP
12.3. Food waste and food losses reduced	12.3.1. Food loss index
12.4. Environmentally sound management of chemicals and wastes	12.4.1. Volume of hazardous waste generated from Vientiane Capital
12.5. Prevention, reduction, recycling of waste	12.5.1. ** Rate of recycling: % of solid waste generated in Vientiane Capital-
12.8. Information and awareness for sustainable development and lifestyles	12.8.1. Mainstreaming of sustainable development into education: Primary and secondary curricula development on sustainable development Teacher Education Programmes, primary/secondary related to new curricula 12.8.2. Number of universities with sustainability campus plan

Selected Targets	Localized SDG Indicators
12.b. Tools to monitor impacts for sustainable tourism	12.b.1. Lao PDR Action Plan for Pakse Declaration (ASEAN Roadmap for Strategic Development of Ecotourism Clusters & Tourism Corridors) (i) adopted, (ii) implemented
13.1. Resilience and adaptive capacity to climate-related hazards and natural disasters	13.1.1. Establishment of national disaster risk reduction strategy and plan, including local disaster risk reduction strategies and plans of action
	13.1.2. ***Persons per 100,000 directly affected (dead, missing, homeless/displaced) by natural disasters
13.2. Climate change measures integrated into national policies, strategies and planning	13.2.1. Regular progress reports on implementation of Lao PDR's Intended Nationally Determined Contribution
13.3. Education, awareness-raising and capacity on climate change	13.3.1. Integration of mitigation, adaptation, impact reduction and early warning into Lao PDR's education curricula at primary, secondary and tertiary level
14.4. Fish stocks restored to produce maximum sustainable yield.	14.4.1. Kilometres of fish conservation zones **Number of fish conservation zones
14.6. Fisheries subsidies contributing to illegal, unreported and unregulated fishing eliminated	14.6.1. Development and implementation of national plan of action (NPOA) to combat illegal, unreported and unregulated fishing in line with the International Plan of Action to Prevent, Deter, and Eliminate Illegal, Unreported and Unregulated Fishing (IPOA-IUU)
14.b. Access for small-scale artisanal fishers to resources and markets	14.b.1. Existence of instruments that specifically target or address the small-scale fisheries (SSF) sector
	14.b.2. Ongoing specific initiatives to implement the SSF Guidelines
	14.b.3. Existence of mechanisms enabling small-scale fishers and fish workers to contribute to decision-making processes
15.1. Conservation, restoration and sustainable use of terrestrial and inland freshwater ecosystems and services.	15.1.1. ***Forest area (% of total land area) of which: - plantations
	15.1.2. % of land area covered by protection forest area
15.2. Sustainable management of all types of forests	15.2.1. ***Production forest area with certification (hectares)(e.g., FSC)
	15.2.2. ** Proportion of land area covered by conservation forests
	15.2.3. Forest area with management plans (hectares): - Production forest - Conservation forest - Protection forest
15.3. Degraded land and soil restored	15.3.1. **Percentage of rural villages reporting land degradation Light Moderate Severe
15.4. Conservation of mountain ecosystems and biodiversity	15.4.1. **Proportion of land area covered by conservation forests
15.5. Biodiversity and protection of threatened species	15.5.1. ***Number of species threatened with extinction
15.7. Poaching and trafficking of protected flora and fauna ended.	15.7.1. Proportion of traded wildlife that was poached or illicitly trafficked (total wildlife seizures to total wildlife traded, as evidenced by export permits issued) (ratio) ¹⁵³
15.9. Ecosystem and biodiversity values in national /local planning & development	15.9.1. Progress towards biodiversity national targets, as reported by the NSEDP and other national reports

Selected Targets	Localized SDG Indicators
15.a. Financial resources for biodiversity and ecosystems	15.a.1. *** Net official development assistance provided for biodiversity/ ecosystems (US\$) 15.a.2. Public expenditure on biodiversity/ ecosystems
15b. Resources for sustainable forest management	15.b.1. *** Net official development assistance provided for forestry/forest development (US\$) 15.b.2. Public expenditure on forestry/forest development
15.c. Poaching and trafficking of protected species ended, sustainable livelihood promoted	15.c.1. Proportion of traded wildlife that was poached or illicitly trafficked
16.1. All forms of violence and related death rates reduced	16.1.1. Number of victims of intentional homicide per 100,000 population 16.1.2. **% of young women and men aged 18-24 who experienced physical violence by age 18 (Total/ Female/ Male) 16.1.3. **% of young women and men aged 18-24 who experienced emotional violence by age 18 (Total/ Female/ Male)
16.2. Abuse, exploitation, trafficking and all forms of violence against children ended	16.2.1. ** % of children (1-17) who reported having been subject to physical violence over the past year (Total/ Female/ Male) 16.2.2. **% of children who reported having been subject to emotional violence over the past year, (Total/ Female/ Male) 16.2.3. *** Number of victims (detected/undetected) of human trafficking per 100,000 population (Total/ Female/ Male) 16.2.4. ** Percentage of young women and men aged 18-24 who experienced sexual abuse by age 18 (Total/ Female/ Male)
16.3. Rule of law and equal access to justice for all	16.3.1. Ratio of cases successfully enforced by Ministry of Justice to total cases submitted by courts
16.6. Effective, accountable and transparent institutions	16.6.1. Primary government expenditures as a percentage of original approved budget, disaggregated by sector (or by budget codes or similar) 16.6.2. Number of days after the start of financial year 12.3 when public planned budget becomes publicly available (target: 30 days) 16.6.3. Number of months after the end of the financial year when Ministry of Finance issues the preliminary annual budget execution report. (Target 6 months) 16.6.4. Number of months after the end of the financial year when the audited budget execution report approved by the National Assembly becomes publicly available (target: 12 months (target: 6 months) 16.6.5. Number of ministries/provinces with budget submission within MOF/H-issued expenditure ceilings. (target: all Ministries / provinces)
16.7 Responsive, inclusive, participatory and representative decision-making	16.7.1. ** Share of women among public institution employees (%) 16.7.2. Public institution employees disaggregated by ethnic group
16.9 Legal identity for all, including birth registration	16.9.1. *** Percentage of children under 5 whose births have been registered with a civil authority (Total/ Female/ Male)
17.1. Domestic resource mobilization including tax and other revenue	17.1.1. *** Total government revenue (by source) as a percentage of GDP (domestic revenue/ grants/ loans) 17.1.2. ***% of expenditure financed by domestic revenue
17.3. Additional financial resources for developing countries from multiple sources	17.3.1. *** Foreign direct investments (FDI), *** official development assistance (ODA) & South-South Cooperation (SSC) - Amount (US\$) FDI /ODA/ SSC - % of total domestic budget FDI /ODA/ SSC 17.3.2. Delivery on the Vientiane Declaration & Country Action Plan (VD-CAP) 17.3.3. Personal remittances received as a proportion of GDP (%)
17.4. Long-term debt sustainability	17.4.1. *** Total debt service as % of exports of goods, services and primary income
17.6. Access to science, technology, and innovation	17.6.1. Fixed Internet broadband subscriptions per 100 people, by speed
17.8. Enhanced use of	17.8.1. ***% of population registered as internet users through landline & wireless.

Selected Targets	Localized SDG Indicators
enabling technology, in particular, ICT	17.8.2. *** Percentage of population registered as mobile phone users
	17.8.3. Percentage of households owning a mobile phone
	17.8.4. *** Percentage of population registered as landline and wireless home phone users
	17.8.3. Percentage of Individuals using the Internet (%)
17.15. The country's policy space and leadership respected	17.15.1. Extent of use of country-owned results frameworks and planning tools by providers of development cooperation: <ul style="list-style-type: none"> - % Alignment with NSEDP and sector Plans - % Alignment to country-led results - % Use of National M&E systems
17.16. Enhanced partnerships and multi-stakeholder development effectiveness monitoring frameworks	17.16.1. Mechanism in place for rigorously monitoring and reporting on the implementation of the Vientiane Declaration and its Country Action Plan that supports the achievement of the SDGs.
	17.16.2. Number of development partners (agencies) reporting progress against development effectiveness indicators
17.18. High-quality, timely and reliable data disaggregated by income, gender, age, ethnicity, migratory status, disability, geographic location and other relevant characteristics	17.18.1. Proportion of SDG indicators adopted by Lao PDR that are produced with full disaggregation when relevant to the target, in accordance with the United Nations Fundamental Principles of Official Statistics
	17.18.2. Adoption of national statistical legislation that complies with the Fundamental Principles of Official Statistics
	17.18.3. Establishment/ Implementation of Lao PDR national statistical plan
17.19. Statistical capacity-building to enable measurements of progress on sustainable development	17.19.1. Completion of at least one population and housing census in the last 10 years
	17.19.2. . *** % birth registration achieved (Total/ Female/ Male)
	17.19.3. % death registration achieved
18.1: Zero annual casualties from UXO accidents.	*** 18.1.1 Number of reported UXO casualties (disaggregated by age group and sex)
	18.1.2. Percentage of contaminated villages where the population has received information on UXO-Confirmed Hazardous Areas
18.2: UXO contamination cleared from high priority areas and villages defined as 'poor'.	18.2.1. Percentage of high priority hazardous areas remaining to be cleared (disaggregated by high priority villages).
	18.2.2. Number of villages defined as 'poor' with Confirmed Hazardous Areas remaining to be cleared.
18.3: Identified UXO survivors' health and livelihoods needs met	18.3.1. Proportion of registered active-age UXO survivors unable to earn sufficient income with access to basic income security
	18.3.2. Percentage of registered UXO survivors mainstreamed into health, education and employment services.

Notes: *** indicates linkages with indicators in the NSEDP M&E framework. ** indicates indicators already reported by Government as part of other reports. These indicators are the outcome of the Government's SDG localization process. Consequently, they have been adapted to the Lao PDR context.

NOTES

- ¹ In 2017, a lower middle-income economy was defined as having a GNI per capita (Atlas method) of US\$ 1,006–3,955. Lao PDR's GNI per capita was estimated at US\$ 2,150 by the World Bank.
- ² Presidential Decree No 206/PSD, Dated 20 September 2017 on the National Steering Committee, to implement the Sustainable Development Goals in the Lao PDR.
- ³ The seven are: 1) CAT: Convention against Torture and Other Cruel Inhuman or Degrading Treatment or Punishment, 2) CCPR - International Covenant on Civil and Political Rights, 3) CEDAW - Convention on the Elimination of All Forms of Discrimination against Women, 4) CERD - International Convention on the Elimination of All Forms of Racial Discrimination, 5) CESC - International Covenant on Economic, Social and Cultural Rights, 6) CRC - Convention on the Rights of the Child and its Optional Protocols on the involvement of children in armed conflict, and on the sale of children child prostitution and child pornography, and 7) CRPD - Convention on the Rights of Persons with Disabilities. The ones not yet ratified are: (1) CED - Convention for the Protection of All Persons from Enforced Disappearance, and (2) CMW - International Convention on the Protection of the Rights of All Migrant Workers and Members of Their Families. Also not ratified is the Optional Protocol of the Convention against Torture.
- ⁴ United Nations in Lao PDR, 2017. *What does the international Climate Conference COP 23 mean for Lao PDR?*, Vientiane, 11 December 2017. Statement by H.E Mrs. Bounkham Vorachit, Vice Minister of Natural Resources and Environment, at the 23rd session of the Conference of the Parties (COP 23) to the UN Convention on Climate Change, 6–17 November 2017. Available from: <http://www.la.one.un.org/media-center/news-and-features/361-what-does-the-international-climate-conference-cop-23-mean-for-lao-pdr> Accessed 21 May 2018.
- ⁵ Ratified by Lao PDR since 18 March 2009.
- ⁶ UNDP, 2015: Norway Renews Its Support to reduce the impact of Cluster Munitions in Laos. Jan 22, 2015. Available from: [http://www.la.undp.org/content/lao_pdr/en/home/presscenter/pressreleases/2015/01/22/norway-renews-its-support-to-reduce-the-impact-of-](http://www.la.undp.org/content/lao_pdr/en/home/presscenter/pressreleases/2015/01/22/norway-renews-its-support-to-reduce-the-impact-of-cluster-munitions-in-laos.html)
- [cluster-munitions-in-laos.html](http://www.la.undp.org/content/lao_pdr/en/home/presscenter/pressreleases/2015/01/22/norway-renews-its-support-to-reduce-the-impact-of-cluster-munitions-in-laos.html) Accessed 21 May 2018.
- ⁷ Asian Infrastructure Investment Bank, New Development Bank (BRICS Bank), South-South Experience Exchange Trust Fund (SEETF) and One Belt One Road Initiative.
- ⁸ United Nations, 2015a. Resolution 70/1.
- ⁹ Pimhidzai, et al., 2014.
- ¹⁰ Census 2015.
- ¹¹ Government of the Lao People's Democratic Republic, 2016.
- ¹² Presidential Decree No 206/PSD, Dated 20 September 2017 on the National Steering Committee, to implement the Sustainable Development Goals in the Lao PDR.
- ¹³ United Nations, 2015.
- ¹⁴ Santaniello, D., 2017.
- ¹⁵ Hutt, D., 2017.
- ¹⁶ Oraboune, 2008.
- ¹⁷ From 2007/08 to 2012/13, Lao PDR's annualized growth in real per capita consumption was 2 percent, which lagged behind the rate of per capita GDP growth by 4 percentage points. Pimhidzai, et al., 2014.
- ¹⁸ Pimhidzai, et al., 2014 and Lindelow et al., 2010.
- ¹⁹ Pimhidzai, et al., 2014
- ²⁰ Pimhidzai, et al., 2014.
- ²¹ Food and Agricultural Organization et al, 2015
- ²² The FAO prevalence of undernourishment (PoU) indicator measures the probability that a randomly selected individual from the reference population is found to consume less than his/her calorie requirement for an active and healthy life.
- ²³ FAO projection for 2014–2016.
- ²⁴ Lao Statistics Bureau: LSIS 2011/12.
- ²⁵ The causes include food and nutrient intake, linked to feeding and care practices, and a high burden of infectious diseases, especially diarrhoea and parasitic infections. Underlying these are the mother's health and nutrition, adolescent pregnancy, women's knowledge and education, food availability and diversity, dietary practices, health care services, water, sanitation and hygiene practices. Determinants at a deeper level include cultural beliefs, food taboos, women's

status, farming practices, and prevailing power structures. Lancet Series, Maternal and Child Nutrition, 2013. Available from: <https://www.thelancet.com/series/maternal-and-child-nutrition?code=lancet-site>

- ²⁶ Lao Statistics Bureau: LSIS 2011/12.
- ²⁷ Food and Agriculture Organization and Ministry of Agriculture and Forestry, 2013.
- ²⁸ Ministry of Agriculture and Forestry, 2013.
- ²⁹ The FAO methodology combines available microdata on food consumption derived from surveys with macrodata from food balance sheets. Food balance sheets provide information on the amount of food that is available for consumption after taking into account all possible alternative uses of the food items; hence, they provide approximate measures of per capita consumption.
- ³⁰ Scaling Up Nutrition. Available from: <http://scalingupnutrition.org/>
- ³¹ Lao Statistics Bureau: LSIS 2011/12.
- ³² WHO, UNICEF, UNFPA, World Bank, and the United Nations Population Division, 2014
- ³³ Trained health professional means a doctor, nurse or midwife only, as determined by LSIS 2011/12. (Lao Statistics Bureau, 2012)
- ³⁴ Lao Statistics Bureau: LSIS 2011/12.
- ³⁵ Vanphanom et al., 2014.
- ³⁶ Lao Statistics Bureau: LSIS 2011/12.
- ³⁷ Lao Statistics Bureau: MICS 2000 and LSIS 2011/12.
- ³⁸ The targets for the HIV treatment scale-up beyond 2015 are (i) by 2020, 90 percent of all people living with HIV will know their HIV status, (ii) by 2020, 90 percent of all people with diagnosed HIV infection will receive sustained antiretroviral therapy and (iii) by 2020, 90 percent of all people receiving antiretroviral therapy will have viral suppression. Available from: <http://www.unaids.org/en/resources/909090>
- ³⁹ Updated statistics from Global AIDS monitoring, UNAIDS, 2018.
- ⁴⁰ Source: Center for Malariaology, Parasitology, and Entomology (CPME), Ministry of Health
- ⁴¹ The survey was conducted in Champasack, Sekong and Attapeu by the Centre for Malariaology, Parasitology and Entomology, Ministry of Health (CMPE) after a national campaign to promote the use of long-lasting insecticide-treated nets.
- ⁴² The estimates include the deaths from tuberculosis of HIV positive patients: 53/100 000 for non-HIV, plus 8.9/100 000 for HIV positive patients.
- ⁴³ Ministry of Health, 2015. WHO Global TB report 2013 and WHO country profile 2014 for earlier years.
- ⁴⁴ World Health Organization (WHO), 2014
- ⁴⁵ World Health Organization (WHO), 2015.
- ⁴⁶ World Health Organization (WHO), 2014.
- ⁴⁷ Calculations based on population data provided by the Lao Statistics Bureau (LSB) in 2015 and traffic deaths data from Ministry of Public Works and Transportation, ASEAN-Japan Transport Partnership. Available from the statistics section of: <https://www.ajtpweb.org/> Accessed 21 May 2018.
- ⁴⁸ United Nations Population Fund (UNFPA), 2014.
- ⁴⁹ World Health Organization, 2016.
- ⁵⁰ Ministry of Education and Sports (MoES), Education Management Information System (EMIS)
- ⁵¹ Ministry of Education and Sports data. Xaysoumboon Province has the lowest primary NER at 95.1 percent and three provinces have primary NERs of more than 99 percent (Xayabouly, Xiengkhouang and Vientiane Capital).
- ⁵² MoES, EMIS
- ⁵³ Government of the Lao People's Democratic Republic, 2014
- ⁵⁴ MoES, EMIS
- ⁵⁵ MoES, EMIS
- ⁵⁶ Ministry of Education and Sports, Research Institute for Education Sciences (RIES), 2010
- ⁵⁷ Ministry of Education and Sports & PASEC, 2014.
- ⁵⁸ China-Tibetan children had the highest primary survival rate (87 percent in 2012).
- ⁵⁹ These include the Southeast Asia Primary Learning Metrics (SEA-PLM), Early Grade Reading Assessment (EGRA), Early Grade Math Assessment (EGMA) and Assessment of Student Learning Outcomes (ASLO).
- ⁶⁰ Mid Term Review, Education Sector Development Plan, Lao PDR. May 2013.
- ⁶¹ Benveniste, et al. 2007
- ⁶² Inter-Parliamentary Union: Women in National Parliaments. December 2017. Available from: <http://archive.ipu.org/wmn-e/classif.htm> Accessed 21 May 2018.
- ⁶³ Ministry of Home Affairs data provided to Lao Women's Union.
- ⁶⁴ Ministry of Home Affairs data provided to Lao Women's Union.
- ⁶⁵ Data from the Prime Minister's Office, as provided by Lao Women's Union.

-
- ⁶⁶ Lao Statistics Bureau: 2015 Population and Housing Census.
- ⁶⁷ Lao Statistics Bureau: LSIS 2016/17
- ⁶⁸ 2014 Lao National Survey on Women's Health and Life Experiences
- ⁶⁹ Lao Statistics Bureau: 2015 Population and Housing Census.
- ⁷⁰ United Nations Department of Economic and Social Affairs, 2014.
- ⁷¹ Lao Statistics Bureau, LSIS 2011/12, and UNICEF/WHO Joint Monitoring Programme (JMP), June 2015
- ⁷² MDG definitions are used for improved water and sanitation facilities.
- ⁷³ WHO/UNICEF Joint Monitoring Programme (JMP) Available from: <https://washdata.org/> Accessed 21 May 2018.
- ⁷⁴ WHO/UNICEF Joint Monitoring Programme (JMP)
- ⁷⁵ Lao Statistics Bureau, LSIS 2011/12
- ⁷⁶ WHO/UNICEF Joint Monitoring Programme (JMP)
- ⁷⁷ Lao Statistics Bureau, LSIS 2011/12
- ⁷⁸ Water usage is estimated as 82 percent by the agricultural sector, followed by industrial 10 percent, and domestic 8 percent. Water Environment Partnership in Asia. Available from: <http://www.wepa-db.net/database.html> Accessed 21 May 2018.
- ⁷⁹ Ministry of Energy and Mines, 2016
- ⁸⁰ Ministry of Energy and Mines, 2015
- ⁸¹ Lao Statistics Bureau, 2015 Census
- ⁸² World Bank, 2017b.
- ⁸³ Lao Statistics Bureau, 2015 Census
- ⁸⁴ Non-solid fuels are generally defined as clean fuels.
- ⁸⁵ IAEG-SDGs Inter-agency Expert Group on SDG Indicators: Available from: <https://unstats.un.org/sdgs/files/metadata-compilation/Metadata-Goal-7.pdf> Accessed 21 May 2018.
- ⁸⁶ Ministry of Energy and Mines, 2011.
- ⁸⁷ Asian Development Bank, 2013.
- ⁸⁸ The 2010 Labour Force Survey classified occupations according to the International Standard Classification of Occupations (ISCO 2008) of the ILO.
- ⁸⁹ Lao Statistics Bureau, Labour Force Survey 2010
- ⁹⁰ International Labour Organization, 2010.
- ⁹¹ International Labour Organization: personal communication, 2018.
- ⁹² Elementary occupations include cleaners, roadside vendors, messengers, etc. ILO, 2012: International Standard Classification of Occupations ISCO 08. Available from: <http://www.ilo.org/public/english/bureau/stat/isco/isco08/> Accessed 21 May 2018.
- ⁹³ There are an estimated 200,000 Lao men and women working in Thailand, mostly in construction, plantations, domestic work and services (International Labour Organization, 2014).
- ⁹⁴ In Lao PDR, non-agriculture employment accounted for only 30 percent of the overall employment in 2010.
- ⁹⁵ Frequency rate is defined by ILO as the number of cases of fatal/non-fatal occupational injury reported during the calendar year, divided by the total number of hours worked by workers in the reference group during the year, multiplied by 1,000,000.
- ⁹⁶ Recalculated from Asian Development Bank, 2016.
- ⁹⁷ Available from: <http://www.worldbank.org/en/news/press-release/2017/02/07/lao-pdr-to-strengthen-road-systems-and-improve-connectivity> Accessed 2 June 2018.
- ⁹⁸ World Bank Group, 2011.
- ⁹⁹ World Bank Group, 2017. Lao PDR SME Access to Finance Project (P1 3 1201) Mid - Term Review (MTR) Mission. Aide Memoire. <http://pubdocs.worldbank.org/en/551601510820662608/Aide-Memoire-SME-A2F-MTR-Final-Jun-Jul-2017.pdf>
- ¹⁰⁰ World Bank Group, 2014a.
- ¹⁰¹ GIZ, 2014
- ¹⁰² World Bank, 2014.
- ¹⁰³ The SME Development Plan 2016-2020 was officially endorsed by the Prime Minister Decree No. 253/PM, dated January 18th 2017.
- ¹⁰⁴ "ADB Provides More Funds to Develop Lao PDR SMEs, Boost Women Entrepreneurs" News Release, 4 October 2011. Available from: <https://www.adb.org/news/adb-provides-more-funds-develop-lao-pdr-smes-boost-women-entrepreneurs> Accessed 21 May 2018.
- ¹⁰⁵ Asian Development Bank and World Bank, 2012.
- ¹⁰⁶ Currently, estimates of CO₂ emissions by country are available from the Carbon Dioxide Information Analysis Center, Oak Ridge National Laboratory, Tennessee, USA, the primary climate-change data and information analysis centre of the U.S. Department of Energy. Data from this source is used by the World Bank to report on this indicator. Available from:

<http://data.worldbank.org/indicator/EN.ATM.CO2E.PP.GD?locations=LA> Accessed 21 May 2018.

- ¹⁰⁷ World Bank Group, 2017a.
- ¹⁰⁸ Government of the Lao People's Democratic Republic, 2018.
- ¹⁰⁹ Hayes, G., 2015.
- ¹¹⁰ United Nations, Department of Economic and Social Affairs, Population Division (2014).
- ¹¹¹ <https://laotiantimes.com/2017/01/11/vientiane-sustainable-urban-transport-project-underway/> and https://ec.europa.eu/europeaid/blending/vientiane-sustainable-urban-transport-project_en
- ¹¹² Lao News Agency, 2017. Additional Budget Needed for Tourism Development. Available from: <http://kpl.gov.la/En/Detail.aspx?id=24073> Accessed 2 June 2018.
- ¹¹³ Available from: <http://englishnews.thaipbs.or.th/luang-prabang-receives-asean-environmentally-sustainable-cities-award/> Accessed 22 May 2018
- ¹¹⁴ Government of the Lao People's Democratic Republic, 2013.
- ¹¹⁵ Population-weighted exposure to ambient pollution is defined as the average level of exposure of a nation's population to concentrations of suspended particles. Exposure is calculated by weighting mean annual concentrations of PM_{2.5} by population in both urban and rural areas.
- ¹¹⁶ EM-DAT: International Disaster Database.
- ¹¹⁷ Post-disaster needs assessment (PDNA) is a government-led exercise, with integrated support from the United Nations, the European Commission, the World Bank and other national and international actors.
- ¹¹⁸ Asian Development Bank, 2012.
- ¹¹⁹ Pakse Declaration: Available from: <http://asean.org/wp-content/uploads/2016/06/PAKSE-DECLARATION.pdf> Accessed 21 May 2018.
- ¹²⁰ Emergency Events Database EM-DAT, Centre for Research on the Epidemiology of Disasters (CRED), Available from: <http://www.emdat.be/> Accessed 21 May 2018.
- ¹²¹ United States Agency for International Development (USAID), 2014.
- ¹²² Government of the Lao People's Democratic Republic, 2015a. UNFCCC.
- ¹²³ Government of Lao PDR, 2000; Government of Lao PDR, 2013
- ¹²⁴ UNEP Ozone Secretariat
- ¹²⁵ Decision XIX/6, List of Parties categorized as operating under Article 5 paragraph 1 of the Montreal Protocol (considered as developing countries) (United Nations Environment Programme (UNEP), 2007)
- ¹²⁶ National Environment Committee, 2009.
- ¹²⁷ As countries formally ratify the Paris Agreement and look forward to implementation of these climate actions, the "intended" is dropped and an Intended NDC is converted into a Nationally Determined Contribution (NDC).
- ¹²⁸ Stock assessments will require an examination of stock by stock to see if a stock is overfished.
- ¹²⁹ Food and Agricultural Organization (FAO): Code of Conduct for Responsible Fisheries. Available from: <http://www.fao.org/fishery/code/en> Accessed 21 May 2018.
- ¹³⁰ Mekong River Commission, Available from: <http://www.mrcmekong.org/topics/fisheries/> Accessed 21 May 2018.
- ¹³¹ FAO, 2006. Fishery Country Profile.
- ¹³² Ministry of Agriculture and Forestry, 2011.
- ¹³³ FIPD Forest cover map 2015 (supported through JICA F-REDD), presented at the 5th REL/TWG under the national REDD+ Task Force in Aug 2017
- ¹³⁴ Ministry of Agriculture and Forestry, 2014. *Lao Census of Agriculture 2010/11: Analysis of Selected Themes*. Vientiane: Ministry of Agriculture and Forestry and Food and Agricultural Organization of the United Nations.
- ¹³⁵ The Prime Ministerial Decree on Protection Forests, 2010
- ¹³⁶ UN-REDD: The United Nations Collaborative Programme on Reducing Emissions from Deforestation and Forest Degradation in Developing Countries. While the final phase of REDD involves developed countries paying developing countries carbon offsets for their standing forests, REDD+ strategies go beyond deforestation and forest degradation, and include the role of conservation, sustainable management of forests and enhancement of forest carbon stocks in reducing emissions.
- ¹³⁷ World Health Organization, 2016a.
- ¹³⁸ ECPAT report indicates growth of child-sex tourism. 12 May 2016. Available from: <http://www.dw.com/en/ecpat-report-indicates-growth-of-child-sex-tourism/a-19254937>
- ¹³⁹ ECPAT International. 2014.
- ¹⁴⁰ In 2011, the National University of Lao PDR began offering a full four-year Bachelor of Arts Degree

in Social Work and started developing a para-professional social work training course.

¹⁴¹ National Assembly, 2010. Statistics Law, 30 June 2010. Unofficial translation. Available from: <http://laoofficialgazette.gov.la/kcfinder/upload/files/Statistics%20Law.pdf>

¹⁴² The term UXO is used generically for both unexploded ordnance and abandoned explosive ordnance.

¹⁴³ Notification No. 39/PM, dated 28/09/2016 on Enhancing UXO/Mine Action in Lao PDR, stipulating that the UXO-affected areas must undergo mine risk education, survey and clearance, and must also allocate funding for these activities.

¹⁴⁴ National Assembly (No. 014/NA dated 24 November 2016)

¹⁴⁵ Sevic, et al., 2016.

¹⁴⁶ Sevic, et al., 2016.

¹⁴⁷ Tracer interventions for promotion and prevention services include: family planning coverage (need satisfied), antenatal care (at least four visits), vaccination, non-use of tobacco, improved water source, adequate sanitation and other locally relevant coverage indicators. Tracer interventions for treatment services include: skilled birth attendance, antiretroviral therapy, tuberculosis treatment (case detection and treatment success), hypertension treatment, diabetes treatment, pneumonia treatment in children and other locally relevant indicators. Source: Metadata for SDG 3, 11 May 2016. Available from: <http://unstats.un.org/sdgs/files/metadata-compilation/Metadata-Goal-3.pdf> Accessed 21 May 2018.

¹⁴⁸ UNESCO definition: Total number of new entrants in the last grade of primary education, regardless of age, as a percentage of the total population of the theoretical entrance age to the last grade of primary education. In the Lao context, with 5-4-3 formal education structure since 2010, this means grade 5 and children of age 10.

¹⁴⁹ UNESCO definition: Total number of new entrants in the last grade of lower secondary education, regardless of age, as a percentage of the total population of the theoretical entrance age to the last grade of lower secondary education (grade 9 and children of age 14).

¹⁵⁰ UNESCO definition: Total number of new entrants in the last grade of upper secondary education, regardless of age, as a percentage of the total population of the theoretical entrance age to the last grade of upper secondary education (grade 12 and children of age 17).

¹⁵¹ ILO definition: Share of employed persons in the informal sector (%) = (Persons employed in the informal sector x 100)/Total employment. Available from: http://www.ilo.org/ilostat-files/Documents/description_IFL_EN.pdf Accessed 21 May 2018.

¹⁵² Lao PDR only has a 3.5-kilometre railway linking Vientiane with Thailand's Nong Khai province.

¹⁵³ The weight and number of seizures cannot be used as an indicator of poaching, because it is meaningless to compare or add the different wildlife products. Since legal trade does occur among all species products, standard prices/values associated with each species are computed (UN Metadata on target 15.7 indicators).



DESIGN BY

**National SDG
Secretariat**
